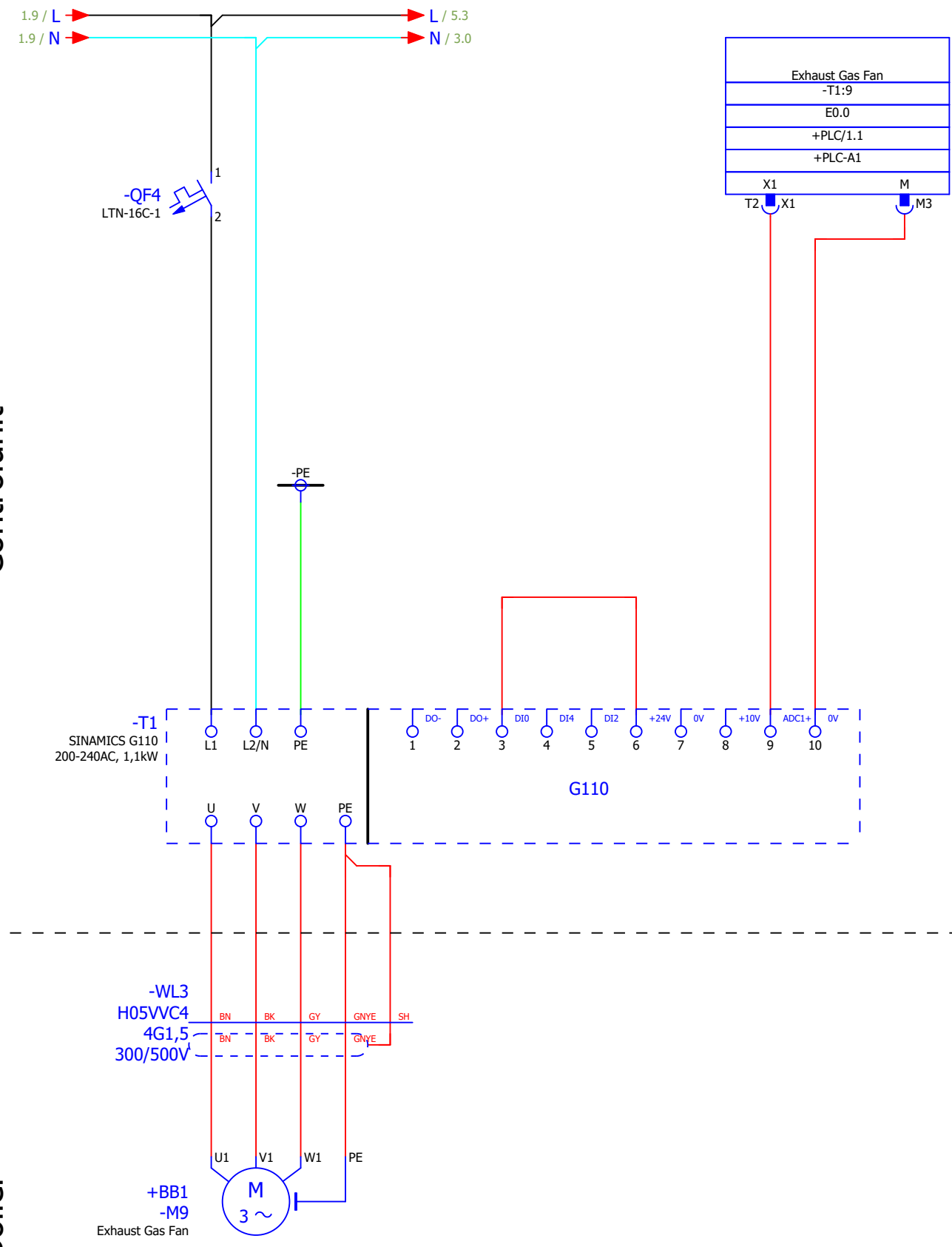


=Text+/Content				ELE.B13.000.000.N		Smart Heating Technology		Power		ELE.B13.000.000.N		= BB1	
				Smart Biomass Boiler 150-500 kW Control Unit		SMART HEATING TECHNOLOGY				ELE.B13.000.000.N		+ RN1	
Date 4.2.2021				Created admin		Replacement of		Replacement by what		Page 1		Page 3 / 23	
Check													
Change				Date		Name		Orig.					

Controlunit

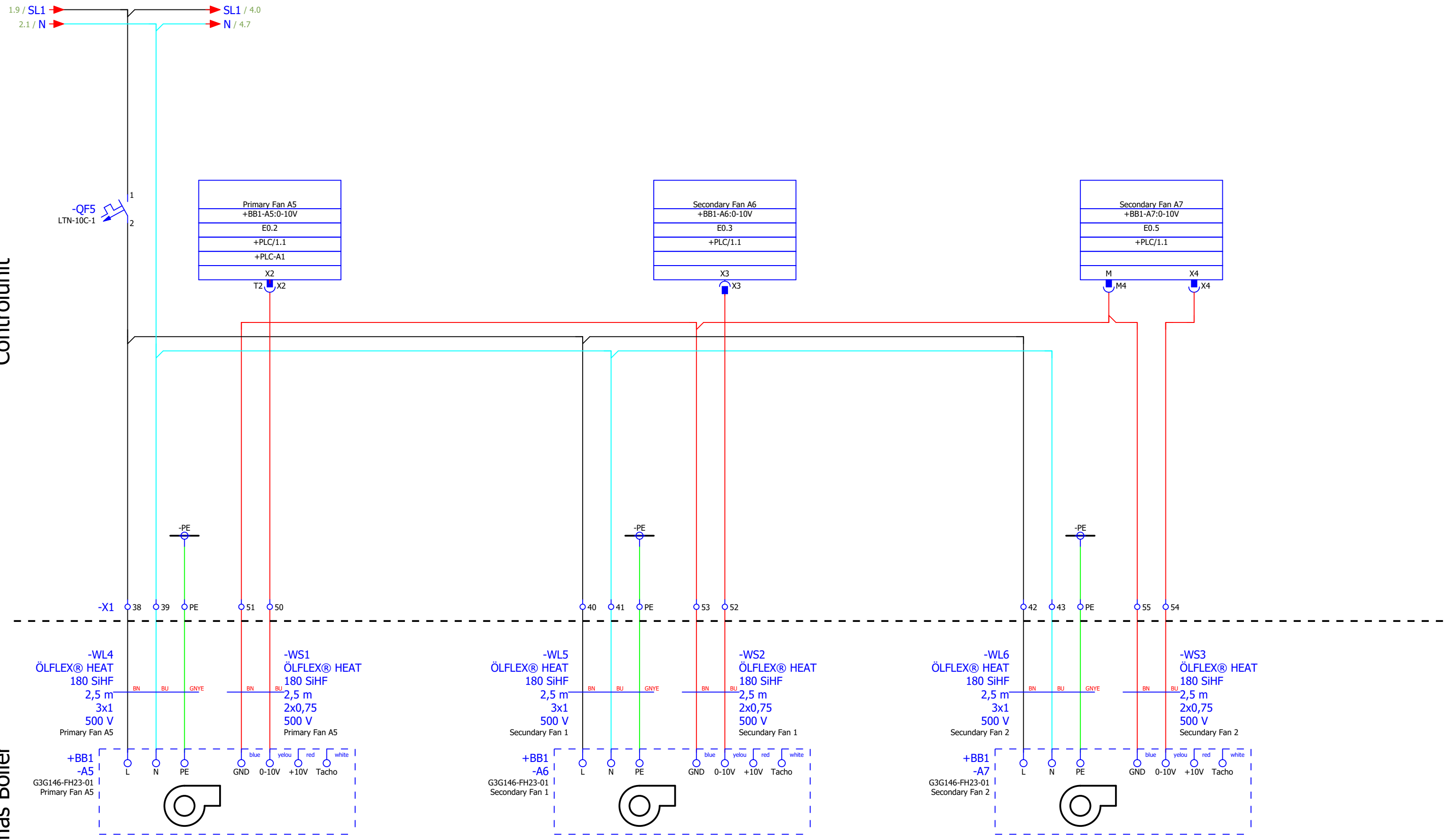
Biomass Boiler



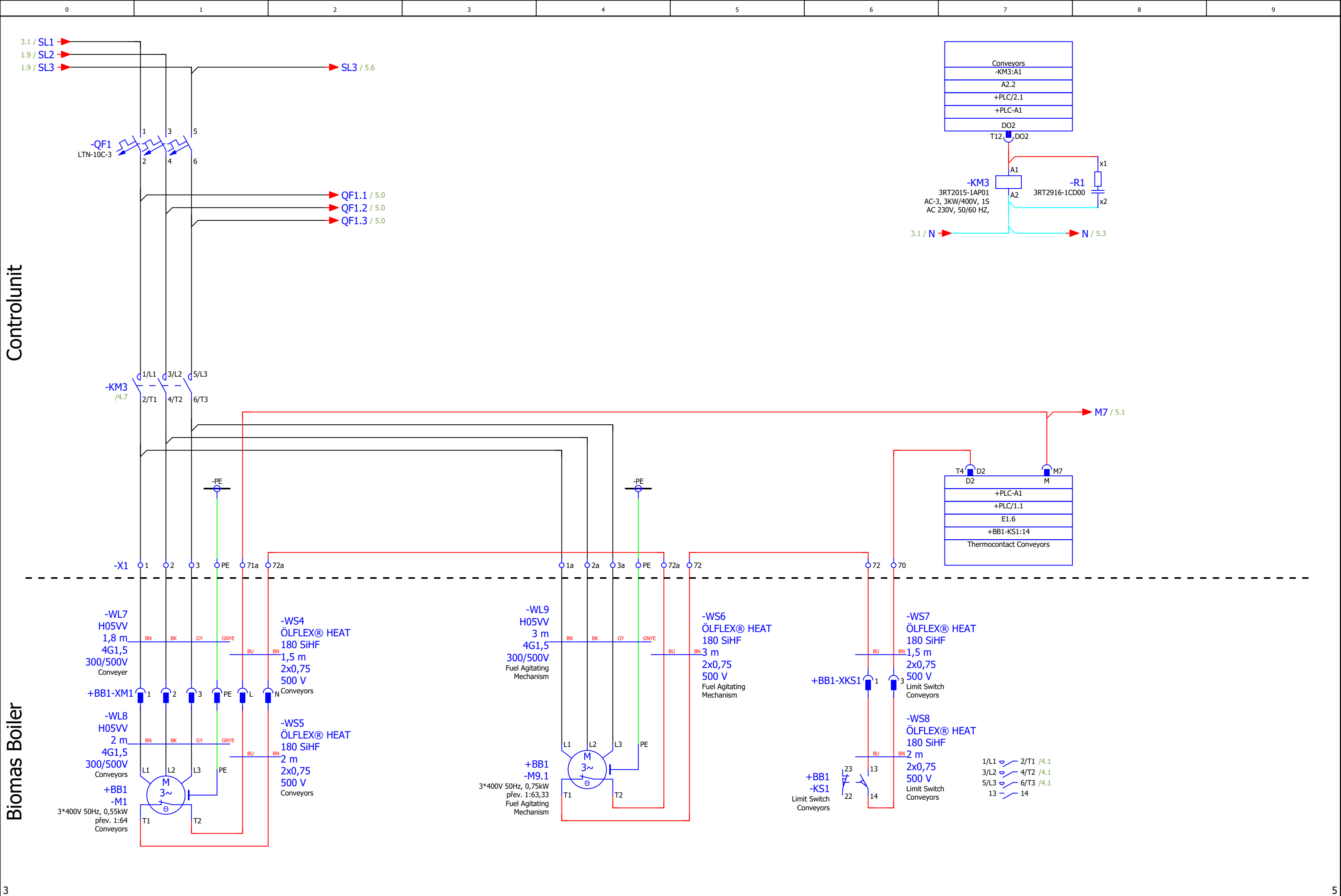
			Date	4. 2. 2021	ELE.B13.000.000.N	Smart Heating Technology SMART HEATING TECHNOLOGY	Exhaust Gas Fan	ELE.B13.000.000.N		= BB1	
			Created	admin	Smart Biomass Boiler 150-500 kW Control Unit					+ RN1	
			Check		Replacement of			Replacement by what			Page 2
Change	Date	Name	Orig.					ELE.B13.000.000.N		Page 4 / 23	

Controlunit

Biomass Boiler



		Date	17. 2. 2021	ELE.B13.000.000.N		Smart Heating Technology		Supply Air Fans		ELE.B13.000.000.N		= BB1
		Created	admin	Smart Biomass Boiler 150-500 kW Control Unit		SMART HEATING TECHNOLOGY				ELE.B13.000.000.N		+ RN1
		Check		Replacement of		Replacement by what				Page		3
Change	Date	Name	Orig.							Page		5 / 23



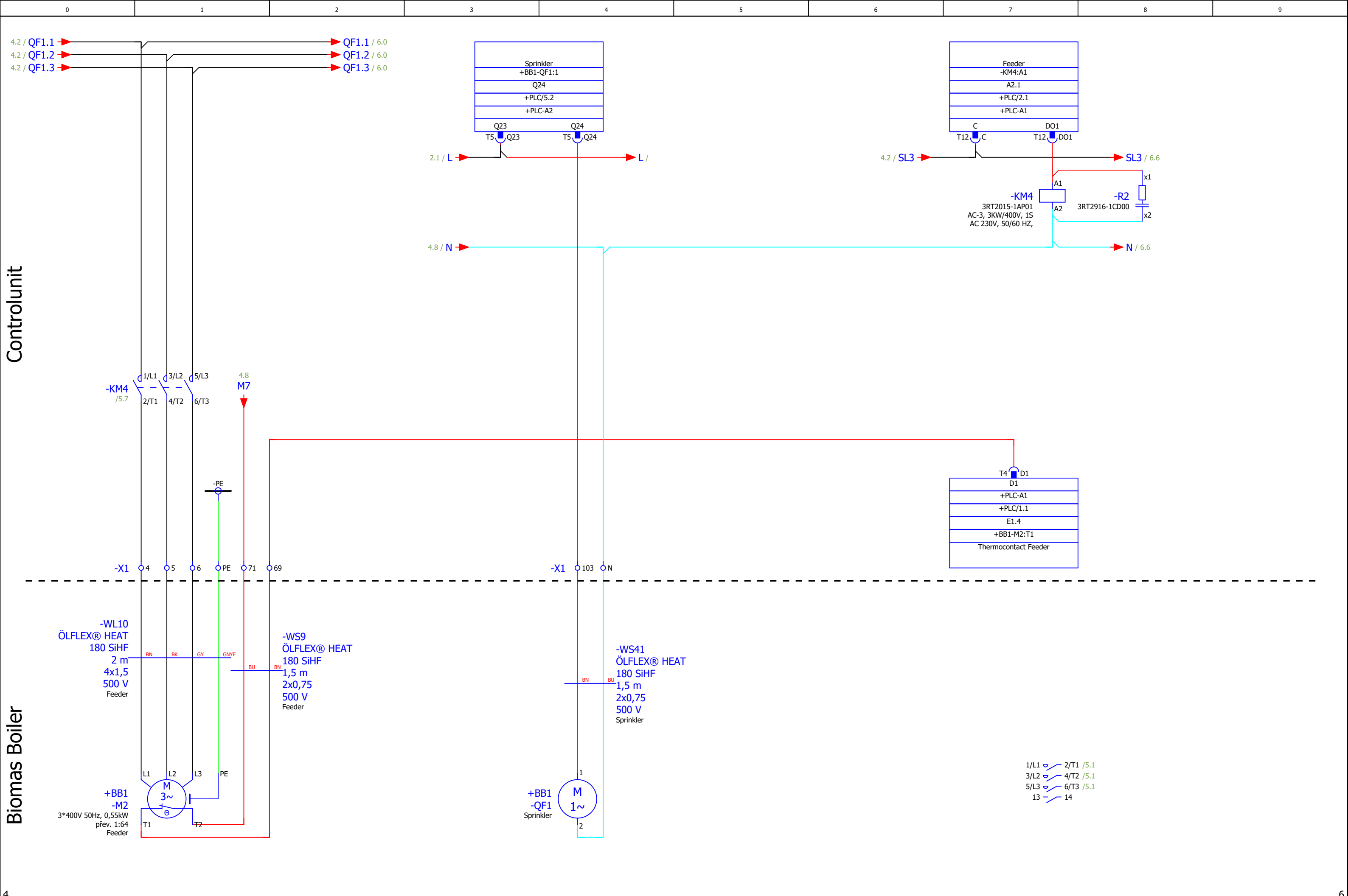
Controlunit

Biomass Boiler

3

5

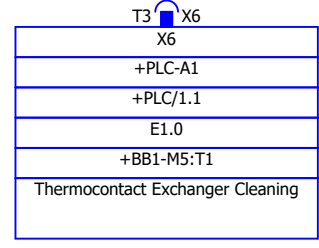
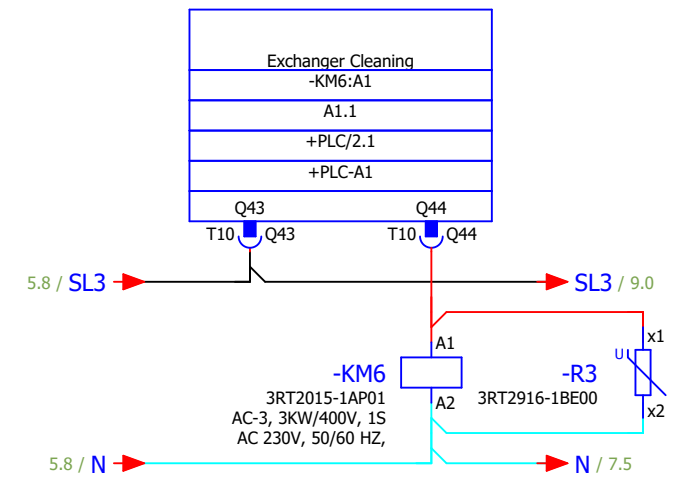
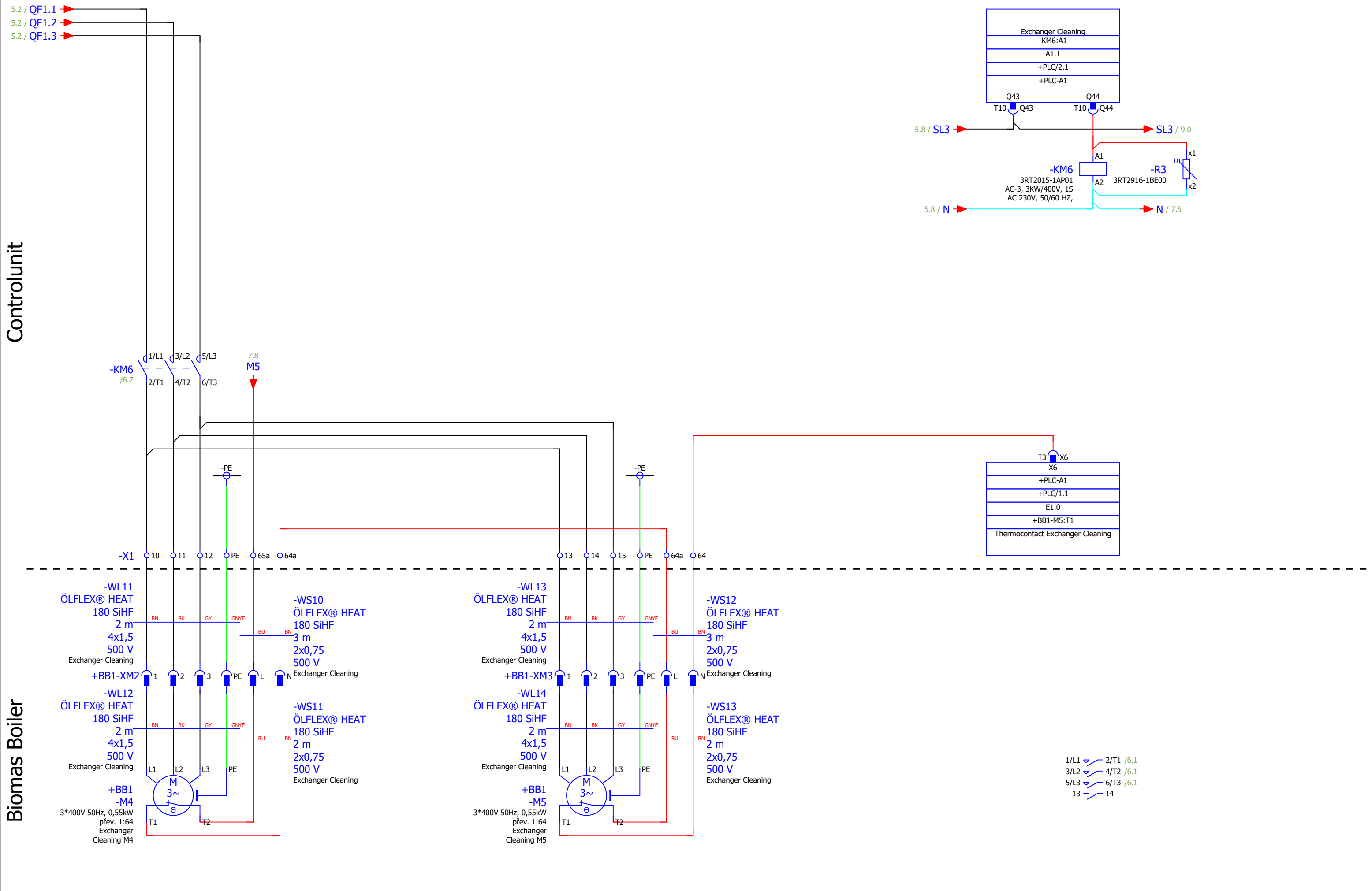
				Date	4. 2. 2021	ELE.B13.000.000.N		Smart Heating Technology		Conveyors		ELE.B13.000.000.N		= BB1
				Created	admin	Smart Biomass Boiler 150-500 kW Control Unit		SMART HEATING TECHNOLOGY				ELE.B13.000.000.N		+ RN1
				Check		Replacement of		Replacement by what				Page		4
Change	Date	Name	Orig.									Page		6 / 23



4		Date		4. 2. 2021	ELE.B13.000.000.N		Smart Heating Technology		Feeder		ELE.B13.000.000.N		= BB1	
		Created		admin	Smart Biomass Boiler 150-500 kW Control Unit		SMART HEATING TECHNOLOGY				ELE.B13.000.000.N		+ RN1	
		Check			Replacement of		Replacement by what				Page		5	
Change		Date		Name		Orig.						Page		7 / 23

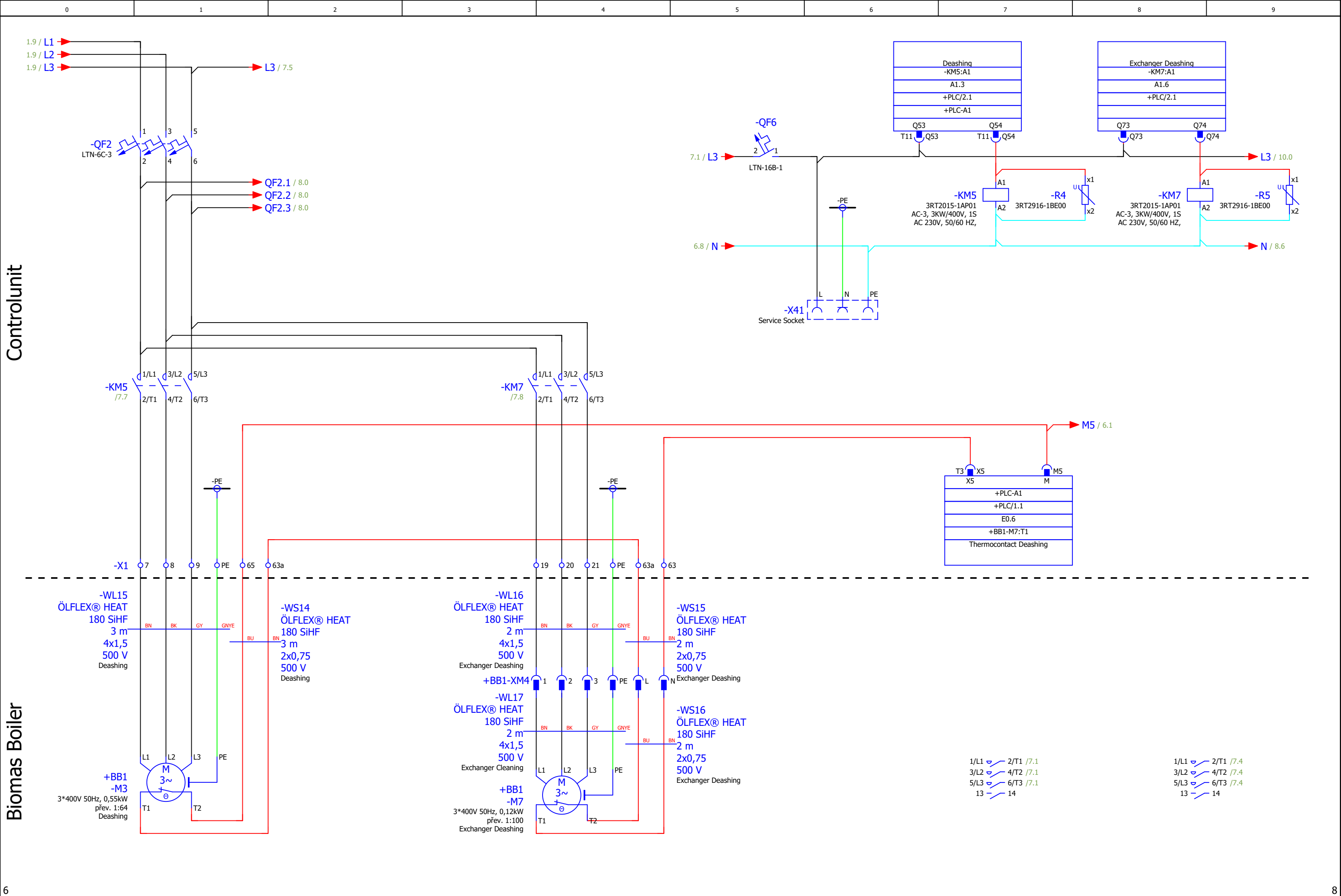
Controlunit

Biomass Boiler



1/L1 2/T1 /6.1
 3/L2 4/T2 /6.1
 5/L3 6/T3 /6.1
 13 14

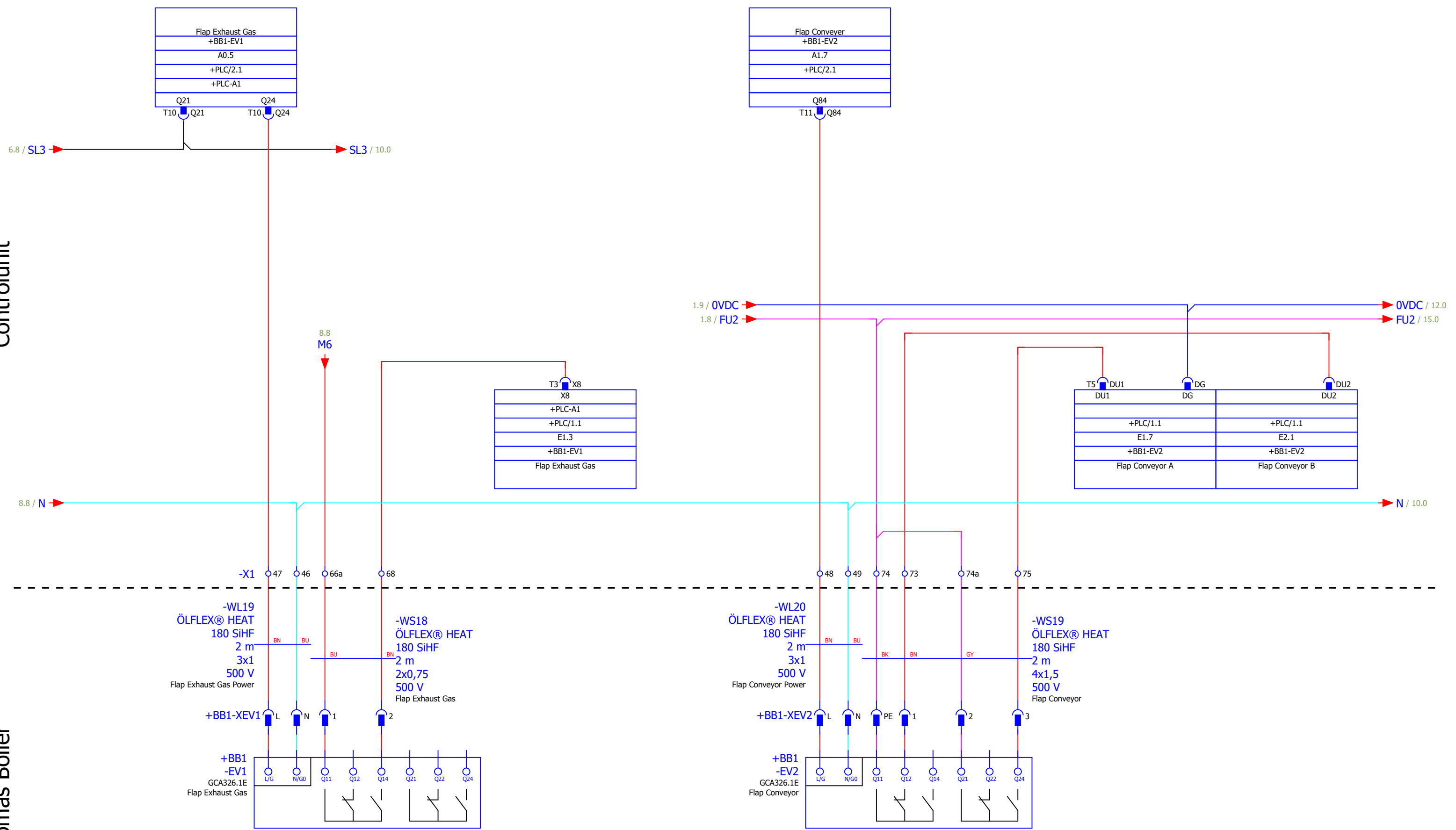
Date 4. 2. 2021				ELE.B13.000.000.N		Smart Heating Technology		Exchanger Cleaning		ELE.B13.000.000.N		= BB1	
Created admin				Smart Biomass Boiler 150-500 kW Control Unit		SMART HEATING TECHNOLOGY				ELE.B13.000.000.N		+ RN1	
Check				Replacement of		Replacement by what				Page 6		Page 8 / 23	



6		8	
Change	Date	Name	Orig.
Date		4. 2. 2021	
Created		admin	
Check			
Replacement of		Replacement by what	
ELE.B13.000.000.N		Smart Biomass Boiler 150-500 kW Control Unit	
Smart Heating Technology		SMART HEATING TECHNOLOGY	
Deashing		ELE.B13.000.000.N	
		= BB1	
		+ RN1	
		Page 7	
		Page 9 / 23	

Controlunit

Biomass Boiler

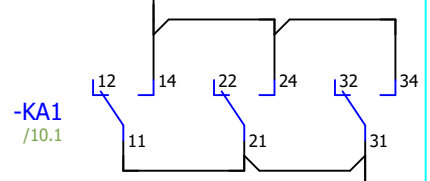
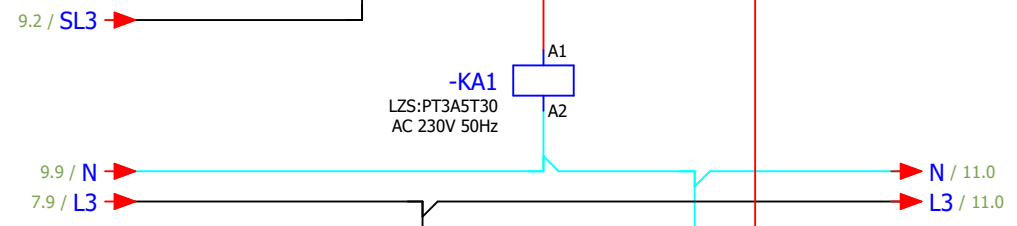


Date		4. 2. 2021		ELE.B13.000.000.N		Smart Heating Technology		Flap		ELE.B13.000.000.N		= BB1	
Created		admin		Smart Biomass Boiler 150-500 kW Control Unit		SMART HEATING TECHNOLOGY				ELE.B13.000.000.N		+ RN1	
Check				Replacement of		Replacement by what				Page		9	
Change		Date		Name		Orig.				Page		11 / 23	

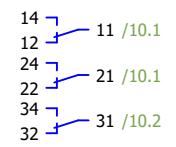
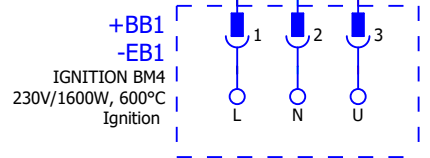
Controlunit

Biomass Boiler

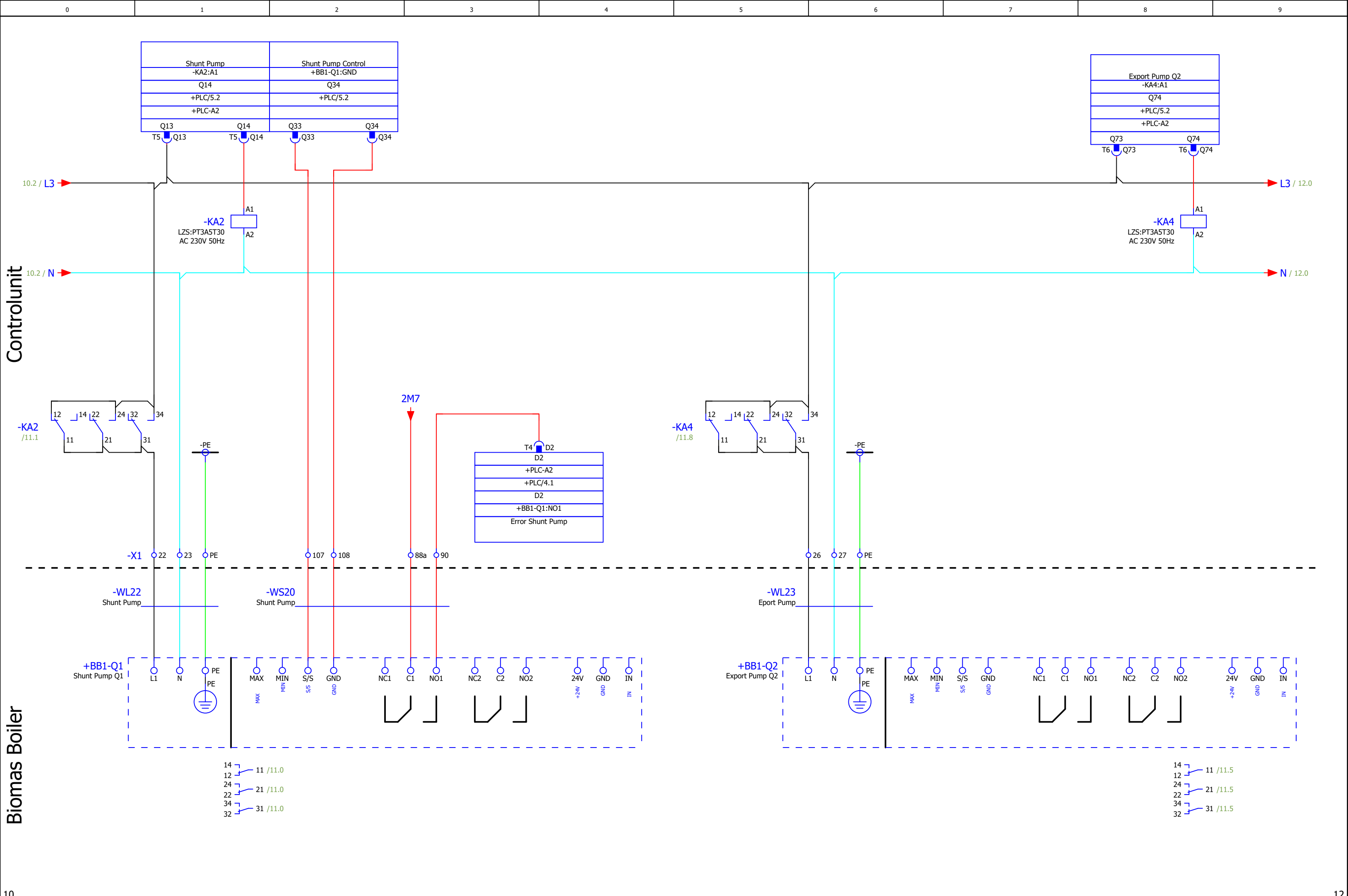
Ignition Element -KA1:A1	Ignition Fan +BB1-EB1:U
A0.7	Q84
+PLC/2.1	+PLC/5.2
+PLC-A1	+PLC-A2
Q33	Q84
T10	T6



-WL21
ÖLFLEX® HEAT
180 SiHF
3 m
4x1,5
500 V
Ignition



			Date	4. 2. 2021	ELE.B13.000.000.N	Smart Heating Technology	Ignition	ELE.B13.000.000.N	= BB1
			Created	admin	Smart Biomass Boiler 150-500 kW Control Unit				+ RN1
			Check		Replacement of		Replacement by what		ELE.B13.000.000.N
Change	Date	Name	Orig.						Page 12 / 23



Date		4. 2. 2021		ELE.B13.000.000.N		Smart Heating Technology		Pumps		ELE.B13.000.000.N		= BB1	
Created		admin		Smart Biomass Boiler 150-500 kW Control Unit		SMART HEATING TECHNOLOGY				ELE.B13.000.000.N		+ RN1	
Check				Replacement of		Replacement by what				ELE.B13.000.000.N		Page 11	
Change	Date	Name	Orig.									Page 13 / 23	

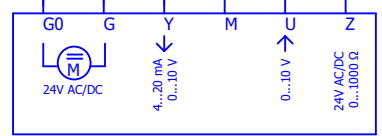
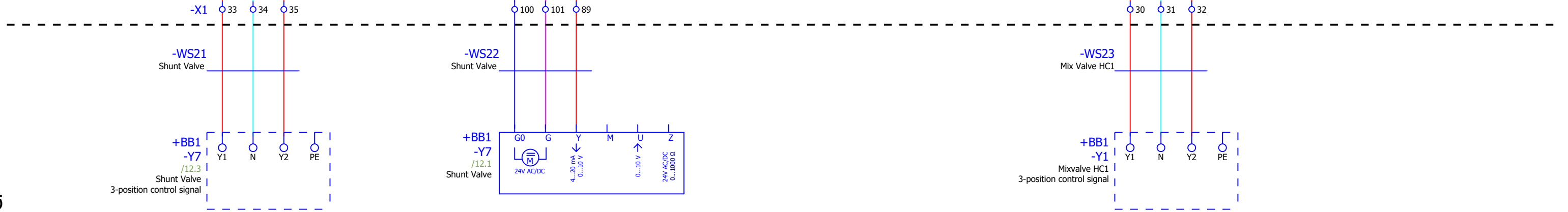

Controlunit

Biomass Boiler

Shunt Valve 3-position control signal +BB1-Y7:Y1	Shunt Valve 3-position control signal +BB1-Y7:Y2
DO1	DO2
+PLC/5.2	+PLC/5.2
+PLC-A2	
C	DO1
T7	DO2

Shunt Valve +BB1-Y7
X2
+PLC/4.1
X2
T2

Mixvalve HC1 3-position control signal +BB1-Y1:Y1	Mixvalve HC1 3-position control signal +BB1-Y1:Y2
Q54	Q64
+PLC/5.2	+PLC/5.2
+PLC-A2	
Q53	Q54
T6	Q64



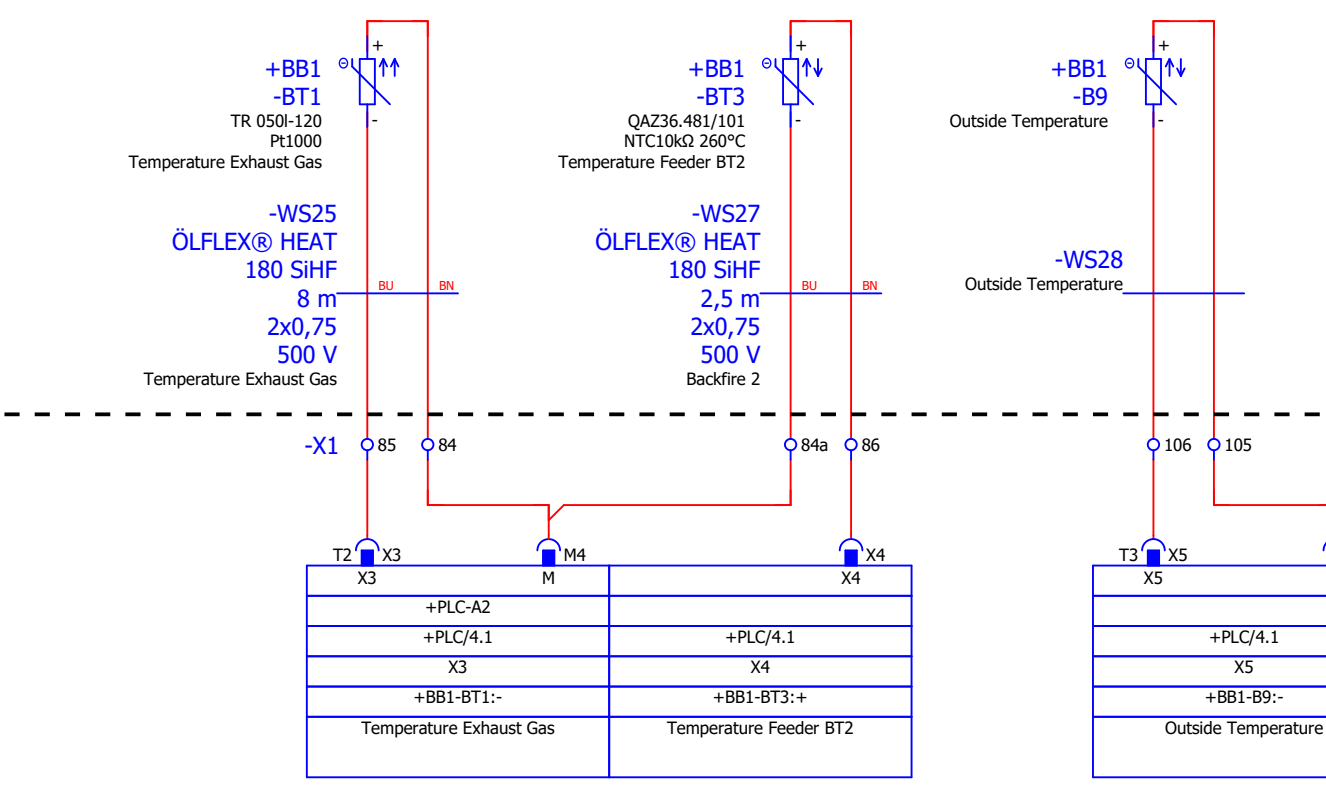
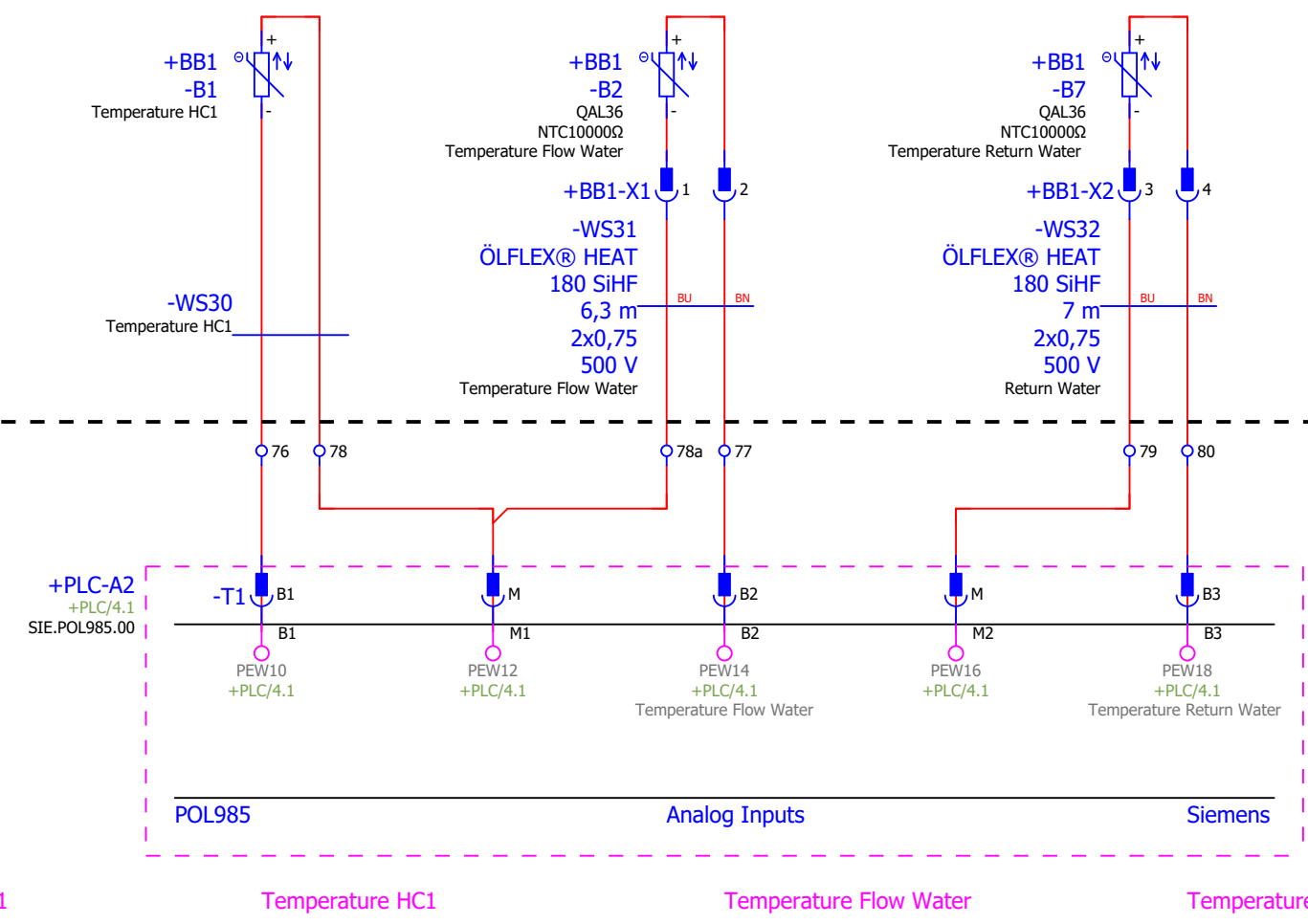
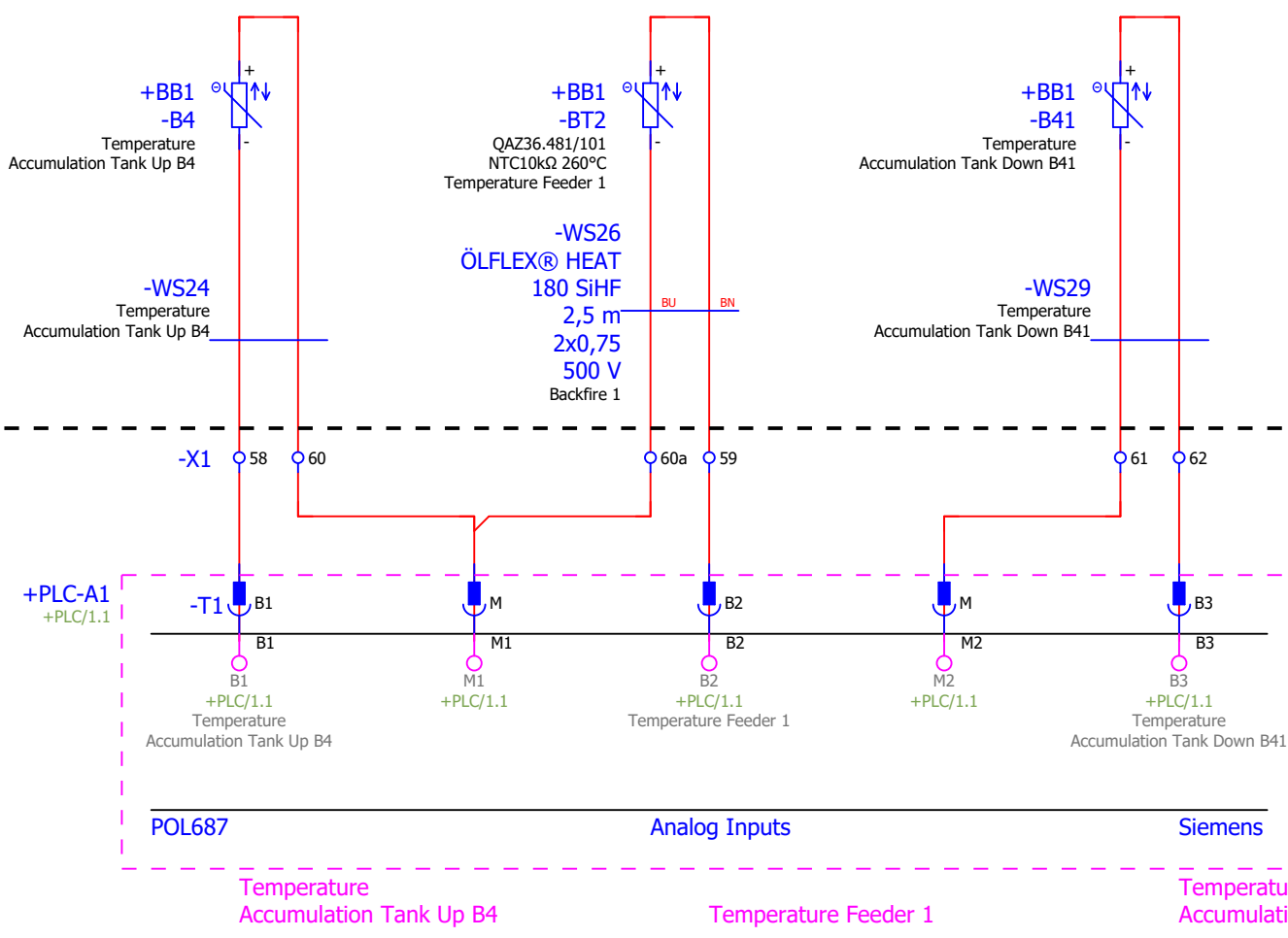
			Date	4. 2. 2021	ELE.B13.000.000.N		Smart Heating Technology		Valve		ELE.B13.000.000.N		= BB1
			Created	admin	Smart Biomass Boiler 150-500 kW Control Unit		SMART HEATING TECHNOLOGY						+ RN1
			Check		Replacement of		Replacement by what				ELE.B13.000.000.N		Page 12
Change	Date	Name	Orig.										Page 14 / 23

Controlunit

Biomass Boiler

Controlunit

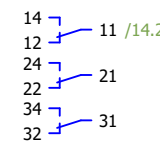
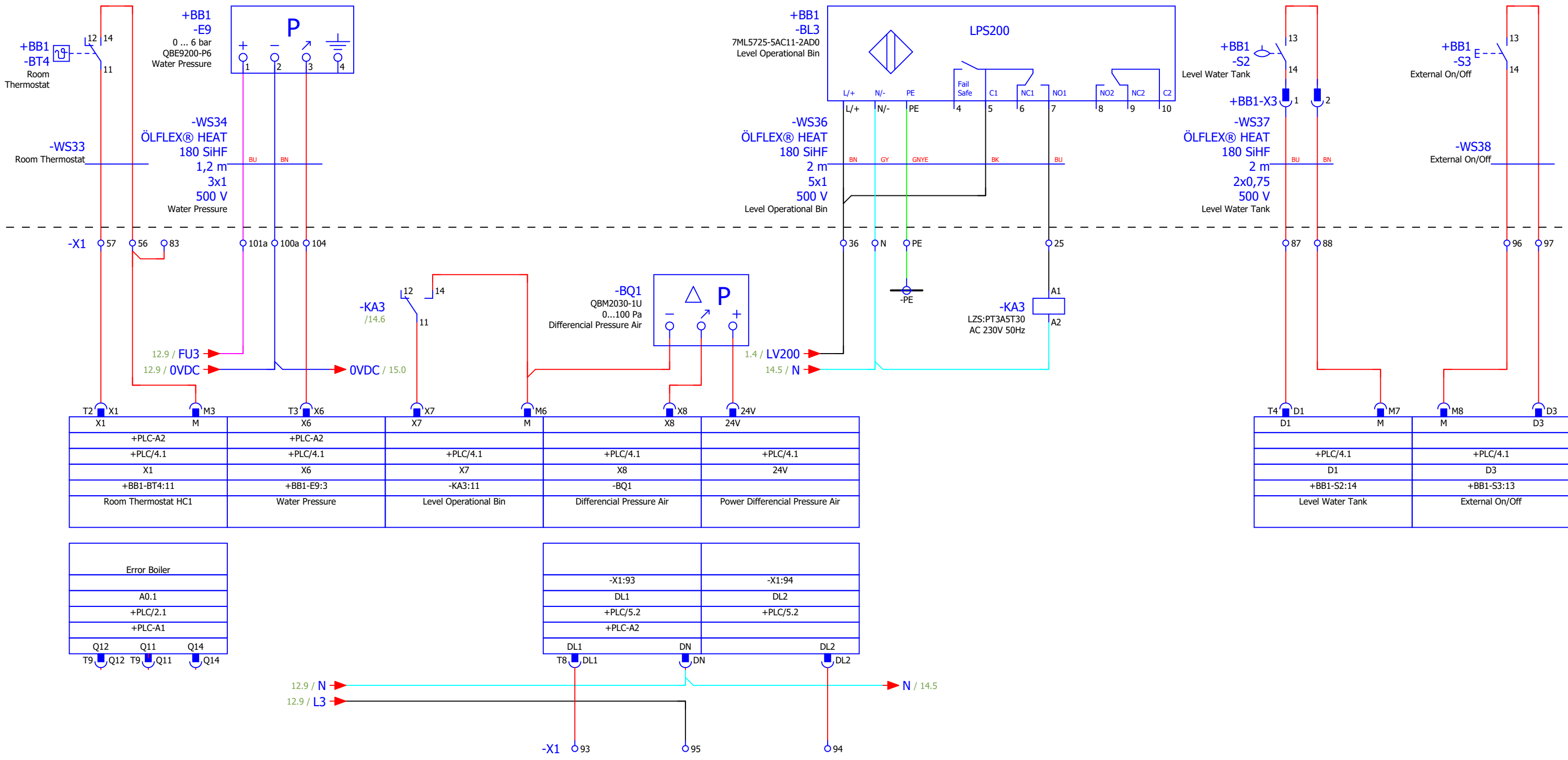
Biomass Boiler



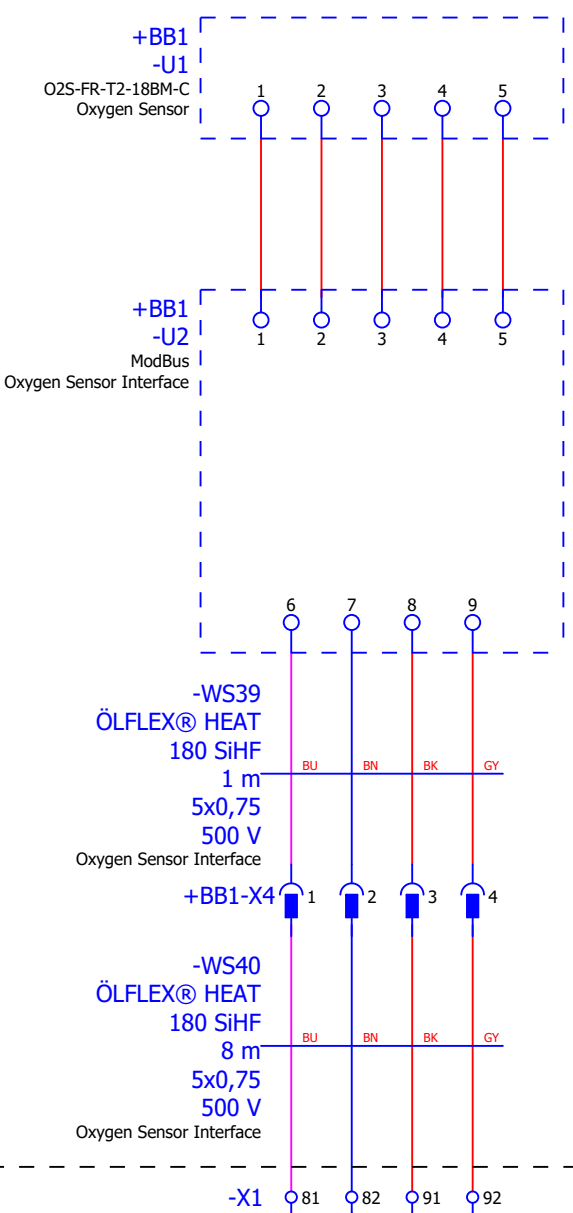
T2	X3	M	X4
	+PLC-A2		
	+PLC/4.1		+PLC/4.1
	X3		X4
	+BB1-BT1:-		+BB1-BT3:+
	Temperature Exhaust Gas		Temperature Feeder BT2

T3	X5	M
	+PLC-A2	
	+PLC/4.1	
	X5	
	+BB1-B9:-	
	Outside Temperature	

Date 14. 2. 2021				ELE.B13.000.000.N		Smart Heating Technology		Temperature		ELE.B13.000.000.N		= BB1	
Created admin				Smart Biomass Boiler 150-500 kW Control Unit		SMART HEATING TECHNOLOGY				ELE.B13.000.000.N		+ RN1	
Check				Replacement of		Replacement by what				Page 13		Page 15 / 23	



				Date	17. 2. 2021	ELE.B13.000.000.N		Smart Heating Technology		Measurement		ELE.B13.000.000.N		= BB1
				Created	admin	Smart Biomass Boiler 150-500 kW Control Unit		SMART HEATING TECHNOLOGY				ELE.B13.000.000.N		+ RN1
				Check		Replacement of		Replacement by what				Page		14
Change	Date	Name	Orig.									Page		16 / 23



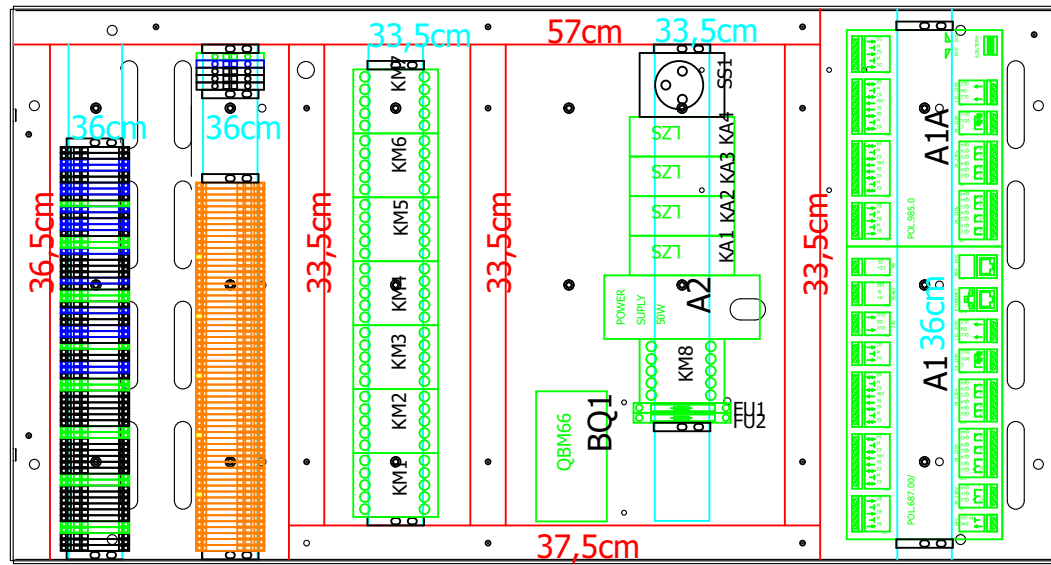
T6	A+	B-	Ref
	+PLC-A1		
	+PLC/3.2	+PLC/3.2	
	A+	B-	
	+BB1-U2:8	+BB1-U2:9	
	Modbus	Modbus	

T7	CE+	CE-
	CE+	CE-
	+PLC/3.2	
	E3.0	
	KNX	

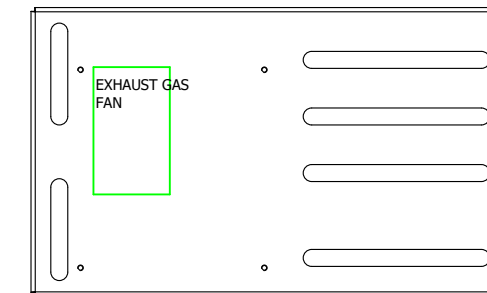

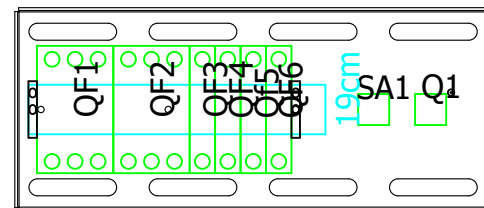
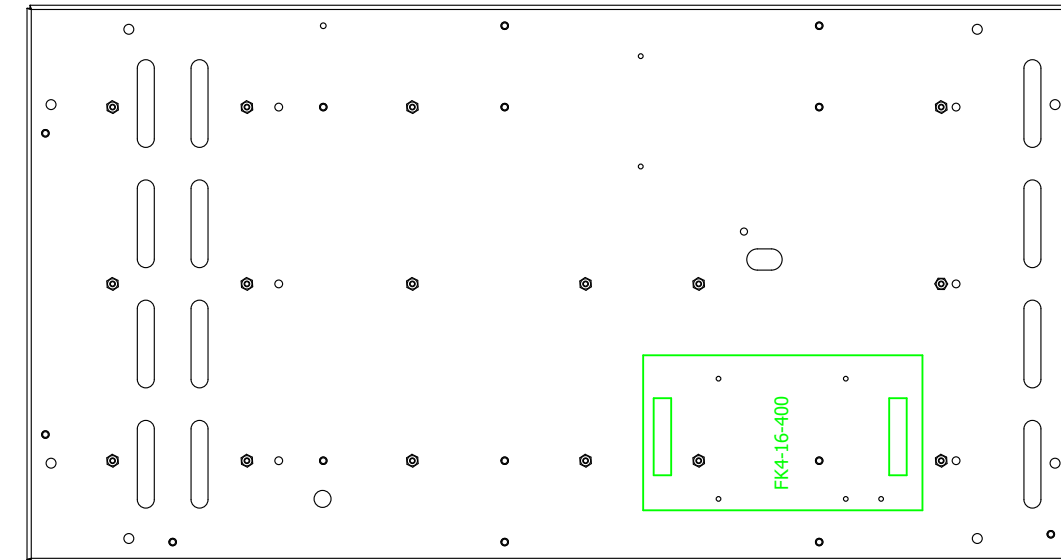
T-HI	T-HI
	T-HI
	+PLC/3.2
	PEW14
	HMI

T-IP	T-IP
	T-IP
	+PLC/3.2
	PEW12
	Ethernet

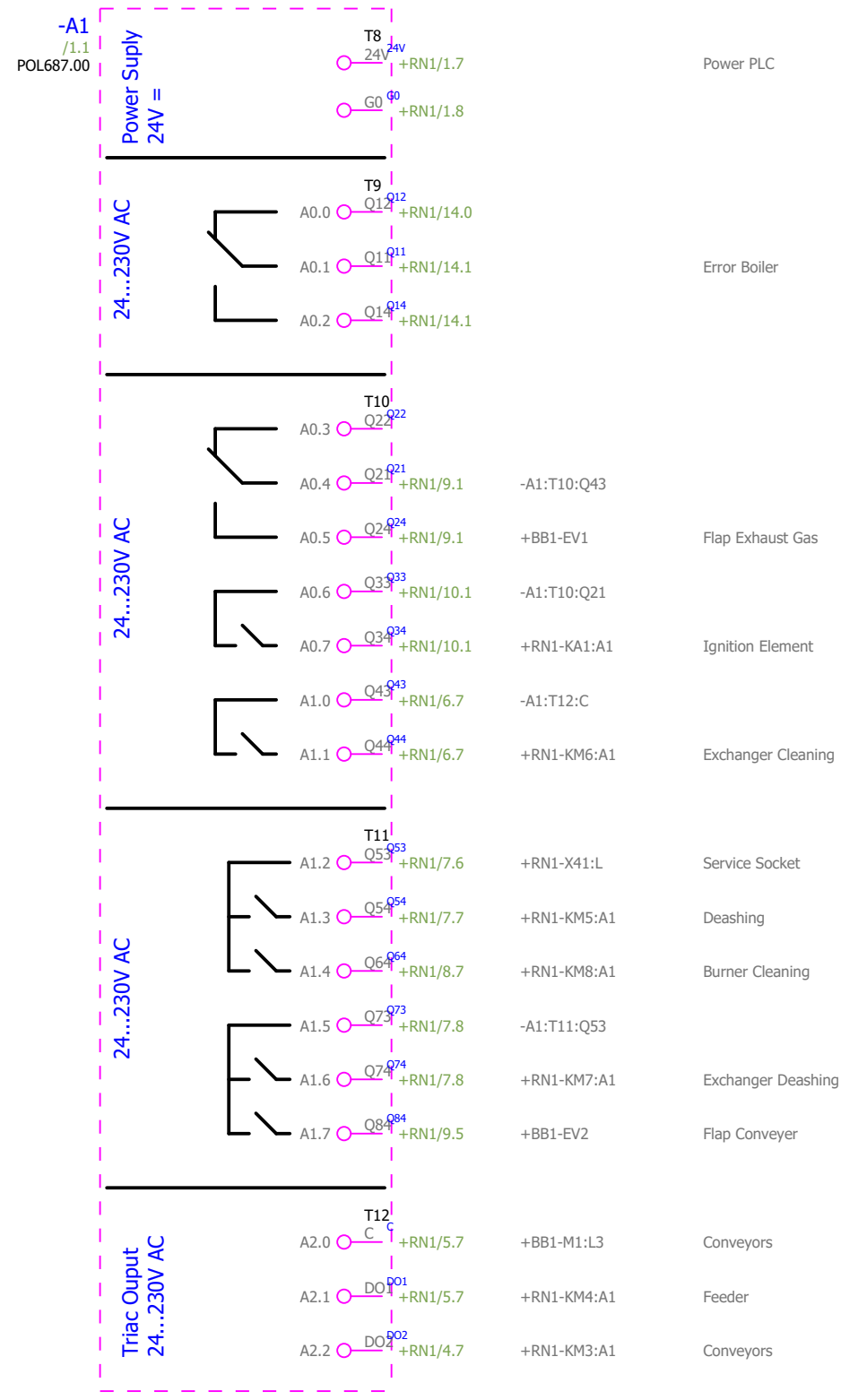
Top View



Bottom View



		Date	4. 2. 2021	ELE.B13.000.000.N		Smart Heating Technology	Disposition	ELE.B13.000.000.N		= BB1
		Created	admin	Smart Biomass Boiler 150-500 kW Control Unit				ELE.B13.000.000.N		+ RN1
		Check		Replacement of		SMART HEATING TECHNOLOGY		Replacement by what		Page 16
Change	Date	Name	Orig.							Page 18 / 23



Power PLC

Error Boiler

-A1:T10:Q43

+BB1-EV1
Flap Exhaust Gas

-A1:T10:Q21

+RN1-KA1:A1
Ignition Element

-A1:T12:C

+RN1-KM6:A1
Exchanger Cleaning

+RN1-X41:L

Service Socket

+RN1-KM5:A1

Deashing

+RN1-KM8:A1

Burner Cleaning

-A1:T11:Q53

+RN1-KM7:A1
Exchanger Deashing

+BB1-EV2

Flap Conveyer

+BB1-M1:L3

Conveyors

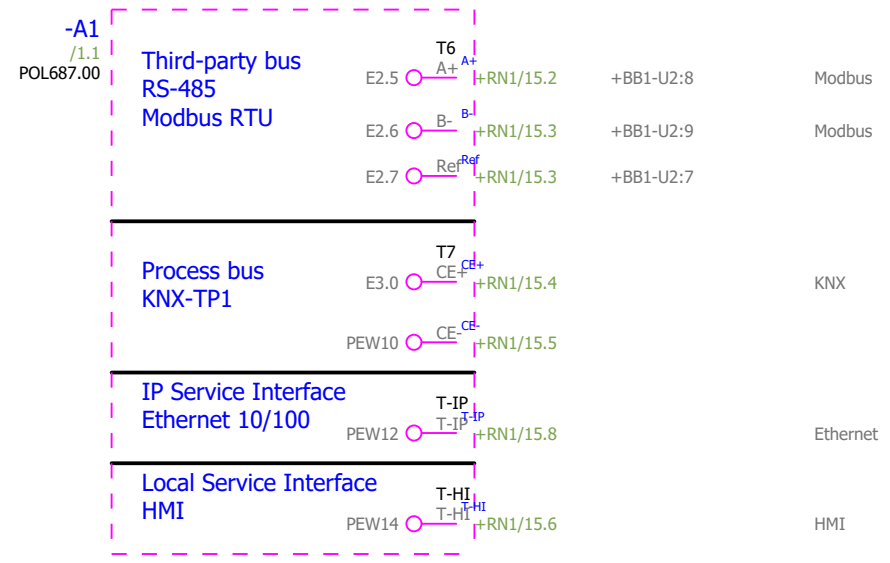
+RN1-KM4:A1

Feeder

+RN1-KM3:A1


Conveyors

			Date	14. 2. 2021	ELE.B13.000.000.N		Smart Heating Technology		POL687		ELE.B13.000.000.N		= BB1	
			Created	admin	Smart Biomass Boiler 150-500 kW Control Unit		SMART HEATING TECHNOLOGY						+ PLC	
			Check		Replacement of		Replacement by what				ELE.B13.000.000.N		Page 20 / 23	
Change	Date	Name	Orig.										Page 20 / 23	

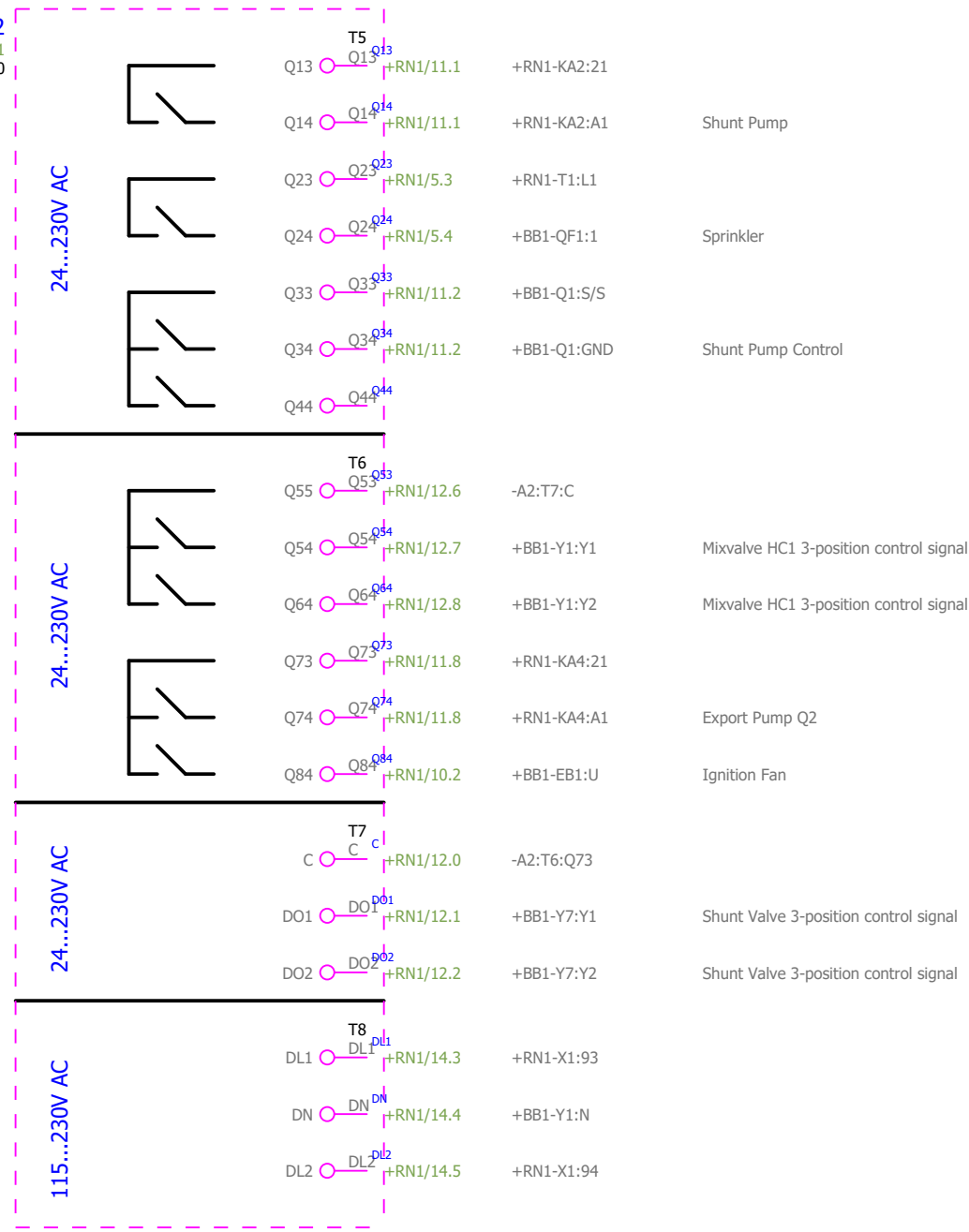


			Date	4. 2. 2021	ELE.B13.000.000.N	Smart Heating Technology POL687	ELE.B13.000.000.N	= BB1
			Created	admin	Smart Biomass Boiler 150-500 kW Control Unit			+ PLC
			Check					
Change	Date	Name	Orig.		Replacement of	Replacement by what	ELE.B13.000.000.N	Page 21 / 23

-A2
 +RN1/13.5
 +RN1/14.0
 +RN1/13.1
 +RN1/14.2
 +RN1/11.4
 +RN1/11.1
 +RN1/11.1
 +RN1/5.3
 +RN1/5.4
 +RN1/12.6
 +RN1/12.7
 +RN1/11.8
 +RN1/11.8
 +RN1/10.2
 +RN1/12.0
 +RN1/12.1
 +RN1/14.3
 /5.1
 SIE.POL985.00



-A2
/4.1
SIE.POL985.00



4

			Date	4. 2. 2021	ELE.B13.000.000.N Smart Biomass Boiler 150-500 kW Control Unit	Smart Heating Technology POL985	ELE.B13.000.000.N	= BB1
			Created	admin				+ PLC
			Check					
Change	Date	Name	Orig.	Replacement of	Replacement by what		ELE.B13.000.000.N	Page 5
								Page 23 / 23