SMART **HEATING** TECHNOLOGY

South America

SMART HEATING TECHNOLOGY

MARKETING & REFERENCE BOOK 2019/2020

STC SMART TRADING COMPANY

SMART HEATING TECHNOLOGY

Smart Painting

www.smartheating.cz



SMART INDUSTRIAL PARK

Ostrava-Bartovice, República Ceca

Parque Industrial de Smart está situado en las cercanías de la tercera ciudad más grande de República Checa, teniendo buenas conexiones con autopistas internacionales, y ofreciendo de este modo un transporte efectivo para Austria, Alemania, Italia, Francia, España y otros países europeos.

Otra de las ventajas que tenemos es que nuestro principal proveedor de materia prima – Arcerol Mittal Ostrava está situado a 1 kilometro del Parque.

Los envíos se pueden asegurar con camiones propios.

CALDERAS DE BIOMASA AUTOMÁTICAS

Ostrava-Bartovice, República Ceca

Tenemos proveedores y socios nacionales fiables y respetables para la producción de la Ingenieria. La entrega de los productos y servicios son de calidad y flexibles, desde pedidos pequeños, medianos y de gran volumen.

FUNDADO:	**2001**
AREA DE PRODUCCIÓN:	**18 000 m²**
NUMERO DE EMPLEADOS:	**300**

COMPAÑIAS UNIDAS

SMART **HEATING** TECHNOLOGY

* Sujeto a estudio de composicion y prueba de combustible

SMART HEATING TECHNOLOGY s.r.o.

Diseño y producción de las soluciones completas de calefacción y de sus accesorios:

- Calderas Automáticas Biomasa Smart 60 – 100 kW
- Calderas Automáticas Biomasa Smart 150 – 500 kW
- Smart Cabin Móvil y Prefabricada
- Sistemas de alimentación y Solución de Silo
- Medición y Regulación de los Circuitos Hidraulicos de Calefacción
- Unidades Especiales de Filtración

Eficiencia de 96%
Control por teléfono móvil
Control vía Internet

DATOS DE OPERACIÓN DE LAS CALDERAS SMART										
Datos técnicos de la caldera		150	180	220	250	300	350	400	450	500
Marcado	kW	150	180	220	250	300	350	400	450	500
Energía nominal Pn	kW	40	45	55	65	75	90	100	115	140
Carga parcial (energía) Pp	%	95	95	95	95	95	95	95	95	95
Eficiencia de la caldera en Pn	%	96	96	96	96	96	96	96	96	96
Clase de caldera		5	5	5	5	5	5	5	5	5



SMART TRADING COMPANY

SMART TRADING COMPANY s.r.o.

Fabricante de una amplio abanico de piezas y componentes mecánicos en chapa usando tecnología CNC:

- Armarios de telecomunicación (para interior/exterior)
- Carcasas y componentes mecánicos estructurales para equipos electrónicos
- Cuadros estructurales, cubiertas de metal
  Componentes electricos para la industria electrica y de telecomunicaciones
- Elementos de cobre para equipos electricos
- Sistemas de auto almacenaje industrial
- Chapas para fabricantes de otros equipos

Smart Painting

SMART PAINTING s.r.o.

- Pintura en polvo continua, con una línea de pintura completamente automática
- Pintura automática con 6 células de aplicación manual
- Serigrafia
- Aplicación pintura humeda, 2 celulas
- Corte de gráficas (papel de aluminio auto-adhesivo)



Otros Procesos de Producción "Bajo un techo":

- Soldar y pulido (TIG, métodos MIG, soldar por puntos, soldar con láser robótico)
- Perforar, golpear, viraje, fresadora, pulido de superficies
- Trabajos de montaje, prensado semi-automático, remachado
- Trabajos finales de montaje, aislamiento y aplicación de juntas
- Proceso de baño de cobre a las partes
- Aplicación de aluminio a las laminas de metal de protección
- Presión hidraúlica (160 toneladas)
- Tratamientos a la superficie: pintura en polvo y liquida, capa de zinc, recubrimiento de estaño, recubrimiento de niquel, anodización
- Visualización y diseño en 3D.

SMART HEATING TECHNOLOGY
South America

PLANES DE EXPANSIÓN FUTURA

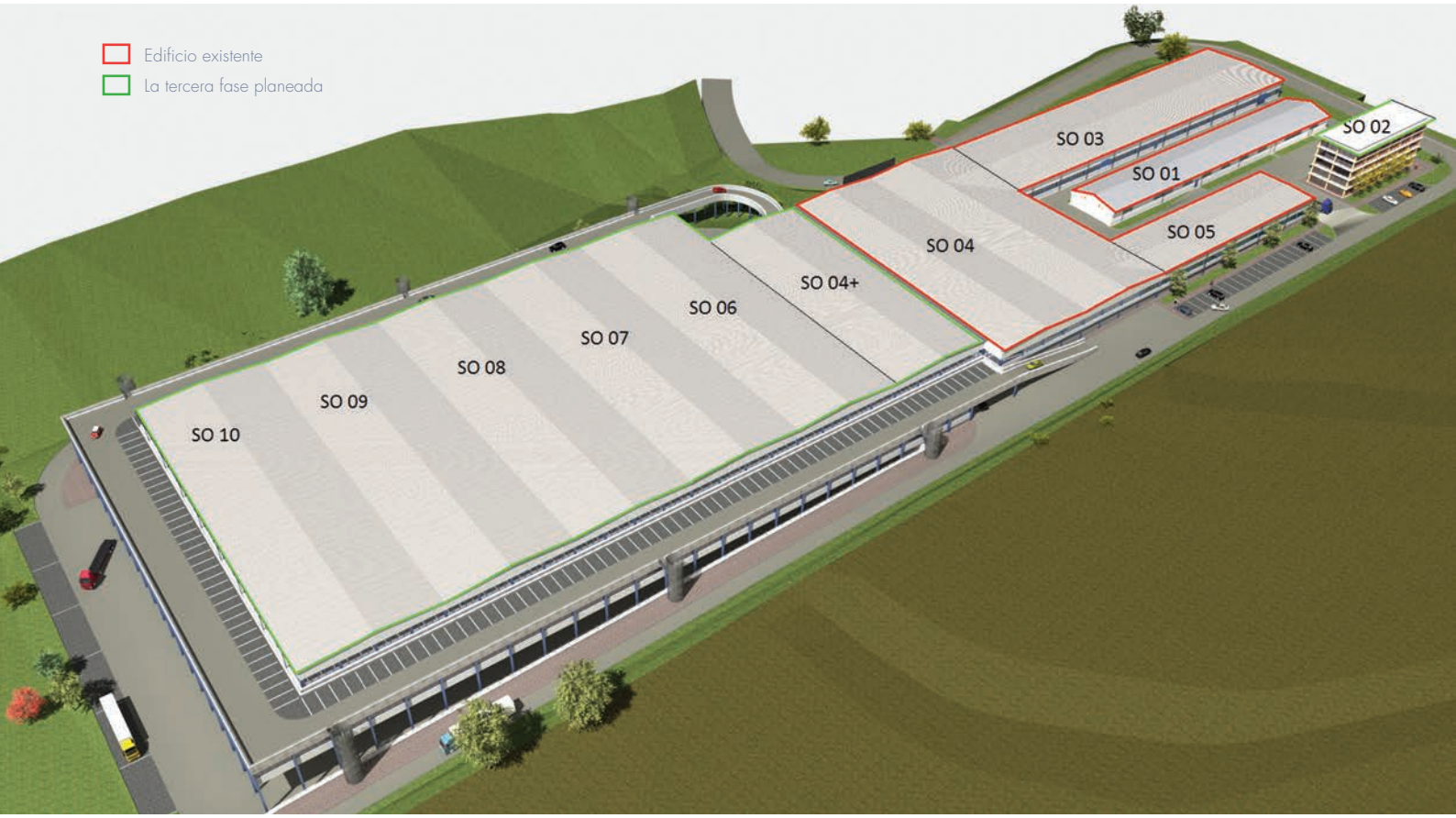

SMART HEATING TECHNOLOGY s.r.o.
U Statku 653/24, 717 00 Ostrava-Bartovice
República Checa
www.SmartHeating.cz

Para más información técnica y precios, contacte con nuestro departamento comercial:
Tel.: +420 777 960 560
+420 734 751 655
+420 777 258 481
Email: Sales@SmartHeating.cz
Info@SmartHeating.cz

Jan Sabo
Director de Ventas LATAM
Mobile: +56 9 9383 5134
Chile@SmartHeating.cz

Instalador Autorizado:

SMART **HEATING** TECHNOLOGY

South America

Respeto a la naturaleza
Ahorro para los clientes
Confort para los usuarios

Calderas Automáticas de Biomasa

SMART 150–500–1 500 kW

▪ Calderas completamente automáticas con características excelentes ▪ Solución técnica flexible ▪ Variabilidad en combustibles usados ▪ Económicas y ecológicas ▪ 9 potencias disponibles ▪ Eficiencia 96 % ▪ Posibilidad de modular la potencia de salida en escala de 30 hasta 100% ▪ Sonda Lambda ▪ Opción de quemador refractario cerámico ▪ Rejilla vibrante de hierro fundido ▪ Requisitos simples de mantenimiento y asistencia técnica ▪ Regulación de los circuitos de calefacción ▪ Posibilidad instalar en cascada ▪ Control por teléfono móvil ▪ Control por Internet ▪ Posibilidad instalar al contenedor móvil ▪ Accesorios especiales de la caldera

Diseñado y elaborado especialmente para la República de Chile

CALDERAS AUTOMÁTICAS DE BIOMASA

SMART 150–500–1 500 kW

Diseño nuevo de Caldera ➔

* Sujeto a estudio de composicion y prueba de combustible

Nuevo diseño ➔

Quemador ceramico

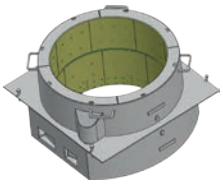

Opciones de aplicación para las calderas Smart ➔

- Edificio de apartamentos
- Edificios multifuncionales
- Centros Comerciales
- Plantas de producción e instalaciones industriales e instalaciones de almacenamiento
- Granjas de agricultura, acuicultura y horticultura
- Hoteles/Moteles/Centros Spa/Piscinas/Pabellones de Deporte
- Edificios municipales
- Colegios, Hospitales, Complejos de Policía y Fuerzas Armadas
- Distritos de la ciudad

Rejilla vibrante de hierro fundido



En colaboración con:

SIEMENS

ČSN-EN 303.5/2013

ISO 9001:2009

SMART 300-500 kW – Vista por dentro - Frontal

1. Canal y tolva operacional
   Valvula de separación
2. Tolva de combustible
3. Sensor del nivel de combustible
4. Mecanismo de movimiento del suelo
5. Tornillo de alimentación
6. Ventilador primario
7. Ventiladores secundarios
8. Anillo quemador primario
9. Rejilla vibrante de hierro fundido
10. Anillo quemador superior/inferior
11. Quemador refractario primario
12. Unidad de control Siemens
13. Cubierta de la unidad de control con display
14. Accessorios
    – Encendedor
    – Mecanismo de extinción de emergencia
    – Sensores de temperatura de seguridad
15. Valvula servo drive del intercambiador
16. Intercambiador con tubuladores
17. Tolva de cenizas de la camara de combustión
18. Opción de tolva de cenizas del intercambiador
19. Caja de la chimenea

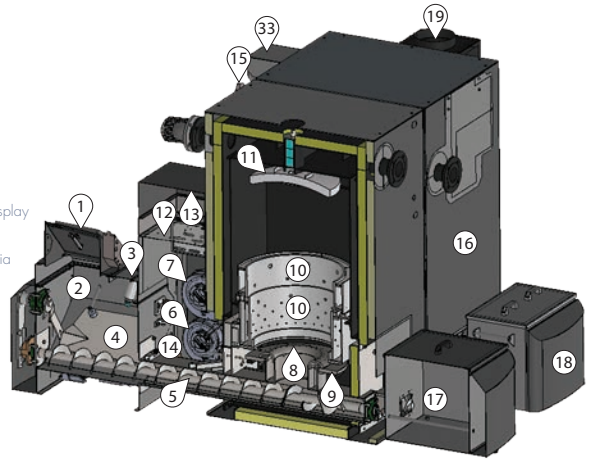

SMART 300-500 kW – Vista por dentro - Lateral

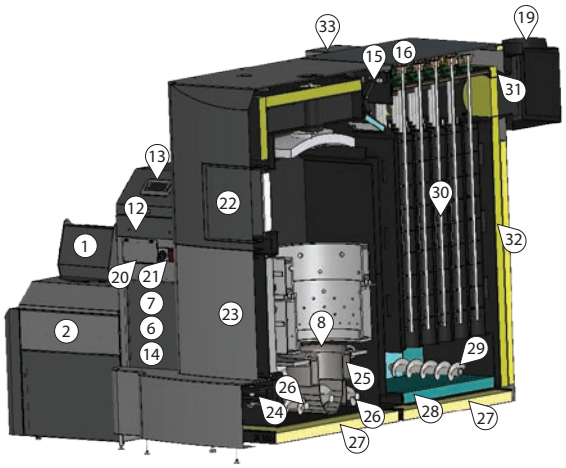

20. Fusibles
21. Interruptor principal
22. Puertas pequeñas de servicio
23. Puertas grandes de servicio
24. Rejilla vibrante de hierro fundido
25. Entrada de aire primario
26. Tornillo de cenizas
27. Aislante inferior
28. Aislante inferior del termo intercambiador
29. Opción de limpieza de cenizas del intercambiador
30. Tubuladores
31. Sensor lambda
32. Aislante doble de la caldera
33. Tubulador Drive Motor

Eficiencia de 96%
Control por teléfono móvil
Control vía Internet

CONVERSIÓN DE UNIDADES	
1 GJ = 1000 MJ	
1 GJ = 277, 778 kWh	1 GJ = 0,278 MWh
1 GJ = 238 846 kcal	

Combustible – Valor Calorífico
1 kg – Pellet = 16,5–18,5 MJ = 4,6–5,1 kWh
1 kg – Lignito = 10,5–17,2 MJ = 2,9–4,8 kWh
1 kg – Astilla humeda 10 % = 16,4 MJ = 4,6 kWh
1 kg – Astilla humeda 20 % = 14,3 MJ = 4,0 kWh
1 kg – Astilla humeda 30 % = 12,2 MJ = 3,4 kWh
1 kg – Astilla humeda 40 % = 10,1 MJ = 2,8 kWh
1 m³ – Gas Natural = 37,82 MJ = 10,5 kWh

DATOS DE OPERACIÓN DE LAS CALDERAS SMART											
Datos técnicos de la caldera											
Marcado		150	180	200	220	250	300	350	400	450	500
Energía nominal Pn	kW	150	180	199	220	250	300	350	400	450	500
Carga parcial (energía) Pp	kW	40	45	50	55	65	75	90	100	115	140
Eficiencia de la caldera en Pn	%	>95	>95	>95	>95	>95	>95	>95	>95	>95	>95
Clase de caldera		5	5	5	5	5	5	5	5	5	5
Agua											
Volumen de agua	l	380	420	460	460	500	690	740	790	850	900
Diametro de la conexión de agua	"	3	3	3	3	3	4	4	4	4	4
Diametro de la conexión de agua	DN	80	80	80	80	80	100	100	100	100	100
Caída de la presión hidraulica de la caldera en una caída de temperatura a 20°	mbar	65	73	80	80	87	95	102	110	122	130
Temperatura de la caldera	°C	60-90*	60-90*	60-90*	60-90*	60-90*	60-90*	60-90*	60-90*	60-90*	60-90*
Temperatura minima del agua de retorno	°C	55	55	55	55	55	55	55	55	55	55
Presión máxima operacional	bar	3,5	3,5	3,5	3,5	3,5	3,5	3,5	3,5	3,5	3,5
Presión de prueba	bar	6,5	6,5	6,5	6,5	6,5	6,5	6,5	6,5	6,5	6,5
Temperatura del horno	°C	900-1100									
Presión del horno	mbar	-0,04	-0,04	-0,04	-0,04	-0,04	-0,04	-0,04	-0,04	-0,04	-0,04
Tiro requerido de la chimenea	mbar	0,2	0,2	0,2	0,2	0,2	0,2	0,2	0,2	0,2	0,2
Tiro forzado requerido		Sí	Sí	Sí	Sí	Sí	Sí	Sí	Sí	Sí	Sí
Temperatura de combustión a Pn	°C	96,6	97,2	104,9	98	96,6	99,6	99,3	98,9	98,2	97,2
Temperatura de combustión	°C	63,1	63,1	72,4	63,1	63,1	63,1	62,9	62,7	62,4	62,2
Diametro del conducto de gas de combustión	mm	220	220	220	220	220	300	300	300	300	300
Diametro de la chimenea	mm	250	250	250	250	250	350	350	350	350	350
Clasificación del combustible de acuerdo con la norma EN 14961											
Pellets – C1	Probado combustible	D6, M10, A1,5, DU90,0									
Astilla – B1		P45, M30, A3.0									

*Las calderas solo pueden operar a 90 °C en condiciones especiales

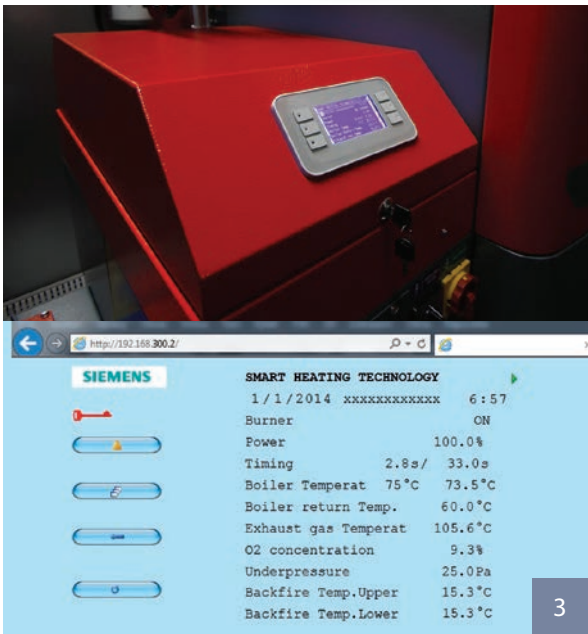

SMART HEATING TECHNOLOGY

South America

Respeto a la naturaleza
Ahorro para los clientes
Confort para los usuarios

Calderas Automáticas de Biomasa

SMART 150–500 kW

ESPECIFICACIÓN TÉCNICA COMPLETA

▪ Dimensiones y pesos de las tecnologías 150–250 kW ▪ Dimensiones y pesos de las tecnologías 300–500 kW ▪ Zonas de servicio de las tecnologías 150–500 kW ▪ Especificaciones técnicas150–500 kW ▪ Valores de operación certificadas 150–500 kW

CALDERAS AUTOMÁTICAS DE BIOMASA

SMART 150–250 kW

SMART HEATING TECHNOLOGY
South America

DIMENSIONES Y PESOS DE LA TECNOLOGÍA 150–250 KW

ČSN-EN 303.5/2013
ISO 9001:2009

▪ Respeto a la naturaleza ▪ Ahorro para los clientes
▪ Confort para los usuarios

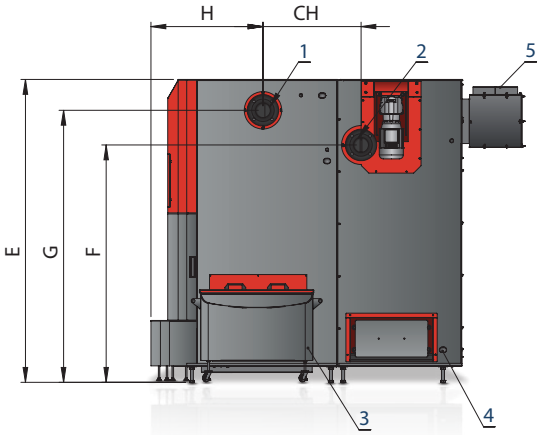



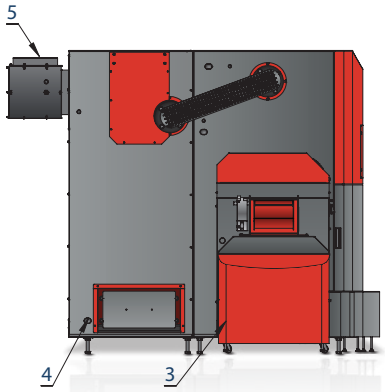

1. Salida de agua DN80/PN6
2. Entrada de agua DN80/PN6
3. Válvula para llenar y vaciar 3/4" de la cámara de combustión
4. Válvula para llenar y vaciar 3/4" el intercambiador
5. Salida de humos avg. 220 mm

* Opción con espacios limitados

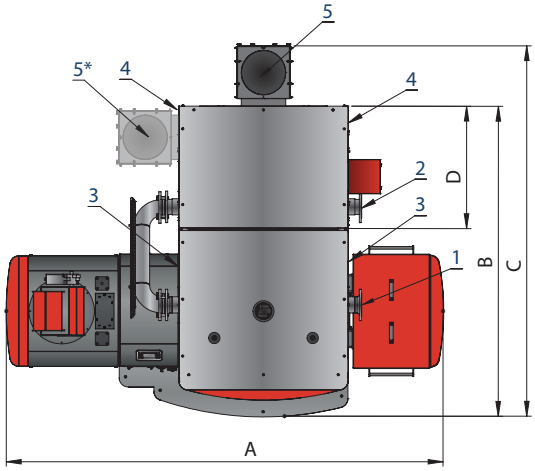

Parte izquierda

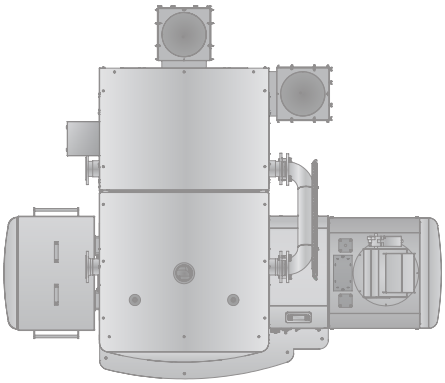

Parte derecha

	150	180	200	250
A	2825	2825	2825	2825
B	1750	1870	1990	2110
C	2160	2280	2400	2520
D	580	700	820	940
E	1820	1820	1820	1820
F	1345	1345	1345	1345
G	1570	1570	1570	1570
H	715	715	715	715
CH	600	600	600	600

PESOS		
Camara de combus-tión150–250 kW	1 210 kg	Peso total
Intercambiador 150	1 050 kg	2 260 kg
Intercambiador 180	1 150 kg	2 360 kg
Intercambiador 200	1 200 kg	2 410 kg
Intercambiador 250	1 300 kg	2 510 kg

COMPLETAMENTE AUTOMÁTICA, CALDERAS ECOLÓGICAS CON EXCELENTES CARACTERÍSTICAS!

CALDERAS AUTOMÁTICAS DE BIOMASA

SMART 300–500 kW

SMART HEATING TECHNOLOGY
South America

DIMENSIONES Y PESOS DE LA TECNOLOGÍA 300–500 kW

ČSN-EN 303.5/2013
ISO 9001:2009

▪ Respeto a la naturaleza ▪ Ahorro para los clientes
▪ Confort para los usuarios

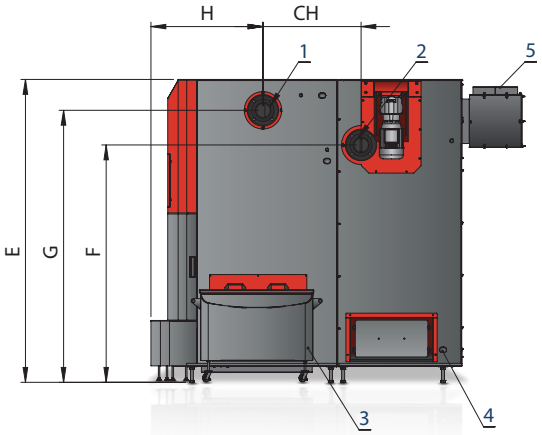



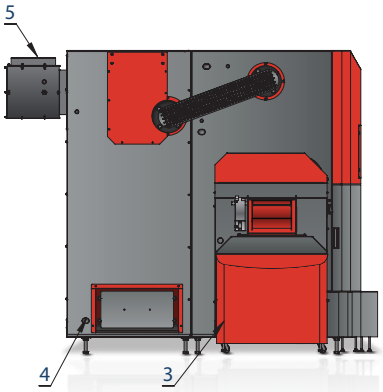

1. Salida de agua DN100/PN6
2. Entrada de agua DN100/PN6
3. Válvula para llenar y vaciar 3/4" de la cámara de combustión
4. Válvula para llenar y vaciar 3/4" el intercambiador
5. Salida de humos avg. 300 mm

* Opción con espacios limitados

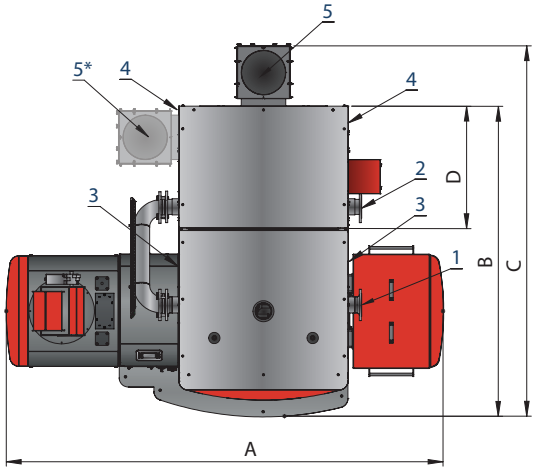

Parte izquierda

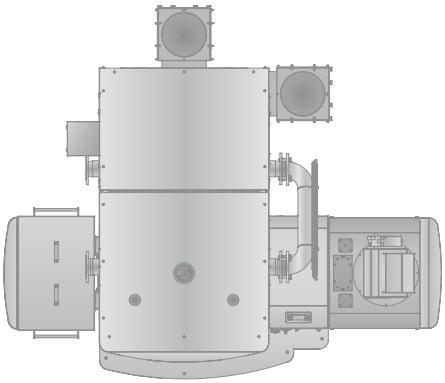

Parte derecha

	300	350	400	450	500
A	2940	2940	2940	2940	2940
B	2080	2200	2320	2440	2560
C	2480	2600	2720	2840	2960
D	820	940	1060	1180	1300
E	1995	1995	1995	1995	1995
F	1560	1560	1560	1560	1560
G	1790	1790	1790	1790	1790
H	750	750	750	750	750
CH	655	655	655	655	655

PESOS		
Camara de combustión 300–500 kW	1 550 kg	Peso total
Intercambiador 300	1 500 kg	3 050 kg
Intercambiador 350	1 600 kg	3 150 kg
Intercambiador 400	1 700 kg	3 250 kg
Intercambiador 450	1 800 kg	3 350 kg
Intercambiador 500	1 950 kg	3 500 kg

COMPLETAMENTE AUTOMÁTICA, CALDERAS ECOLÓGICAS CON EXCELENTES CARACTERÍSTICAS!

CALDERAS AUTOMÁTICAS DE BIOMASA

SMART 150–500 kW

SMART HEATING TECHNOLOGY

South America

ZONA DE SERVICIOS DE LA TECNOLOGIA 150–500 kW

ČSN-EN 303.5/2013

ISO 9001:2009

- Respeto a la naturaleza
- Ahorro para los clientes
- Confort para los usuarios

SMART 150–250 kW

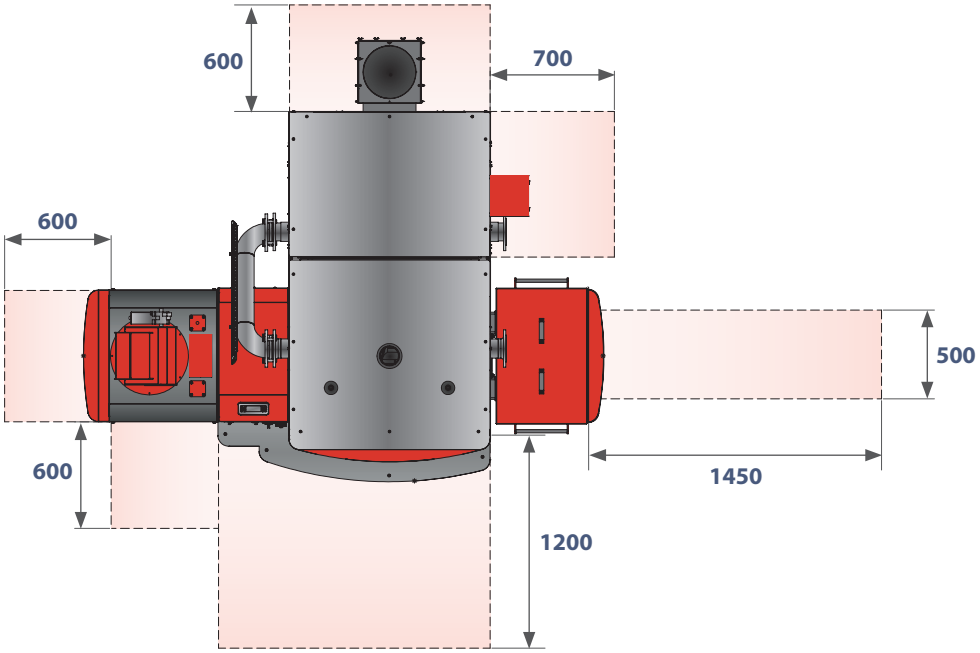

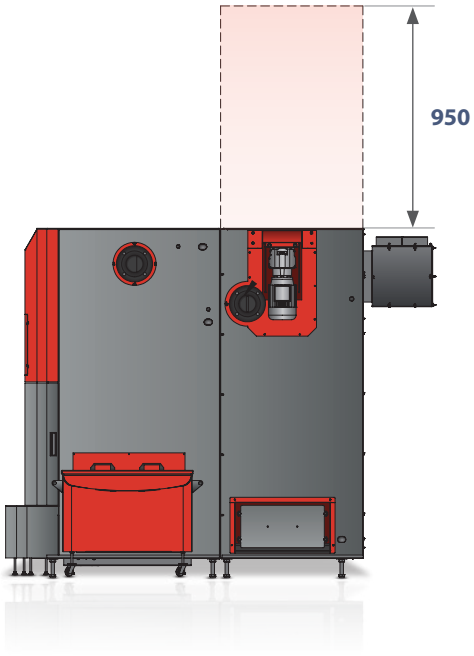

SMART 300–500 kW

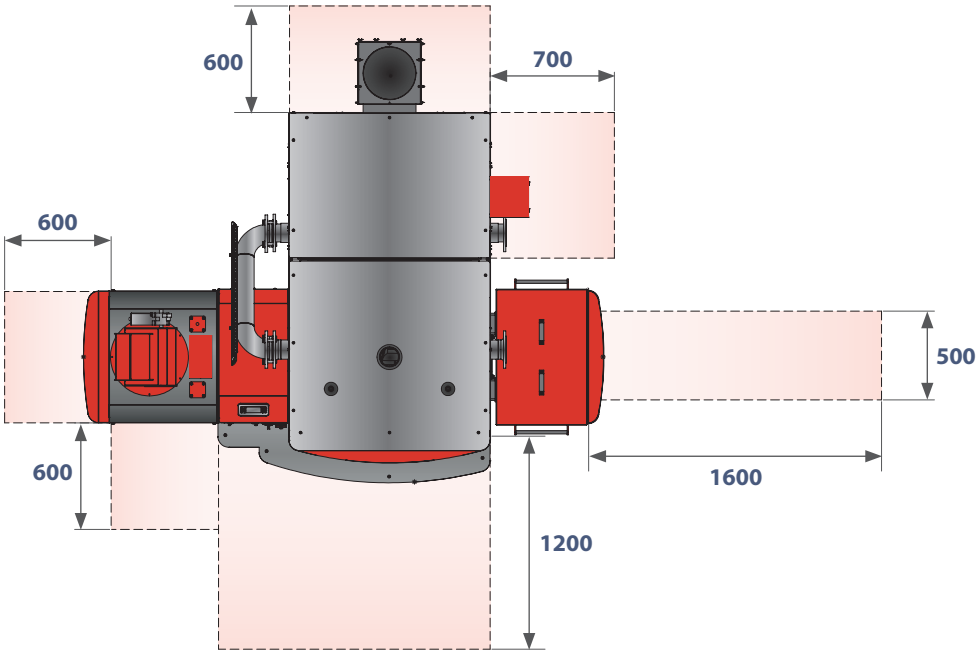

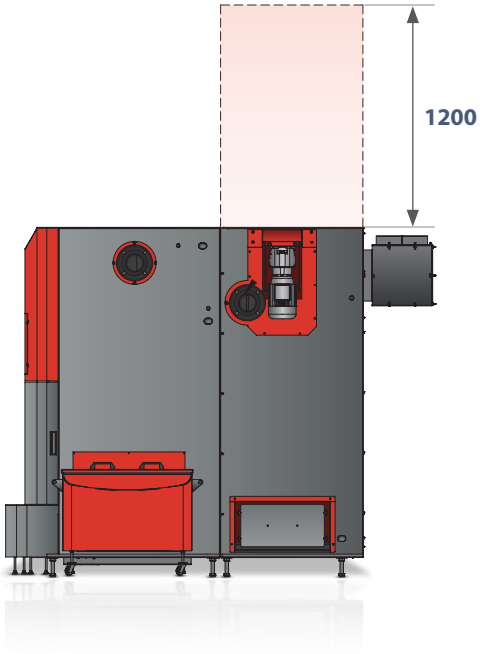

COMPLETAMENTE AUTOMÁTICA, CALDERAS ECOLÓGICAS CON EXCELENTES CARACTERÍSTICAS!

CALDERAS AUTOMÁTICAS DE BIOMASA

SMART 150–500 kW

SMART HEATING TECHNOLOGY

South America

DIMENSIONES Y PESOS DE LA TECNOLOGÍA150–500 kW

ČSN-EN 303.5/2013

ISO 9001:2009

▪ Respeto a la naturaleza ▪ Ahorro para los clientes
▪ Confort para los usuarios

DATOS DE OPERACIÓN DE LAS CALDERAS SMART											
Datos técnicos de la caldera											
Marcado		150	180	200	220	250	300	350	400	450	500
Energía nominal Pn	kW	150	180	199	220	250	300	350	400	450	500
Carga parcial (energía) Pp	kW	40	45	50	55	65	75	90	100	115	140
Eficiencia de la caldera en Pn	%	>95	>95	>95	>95	>95	>95	>95	>95	>95	>95
Clase de caldera		5	5	5	5	5	5	5	5	5	5
Agua											
Volumen de agua	l	380	420	460	460	500	690	740	790	850	900
Diametro de la conexión de agua	"	3	3	3	3	3	4	4	4	4	4
Diametro de la conexión de agua	DN	80	80	80	80	80	100	100	100	100	100
Caída de la presión hidraulica de la caldera en una caída de temperatura a 20°	mbar	65	73	80	80	87	95	102	110	122	130
Temperatura de la caldera	°C	60-90*	60-90*	60-90*	60-90*	60-90*	60-90*	60-90*	60-90*	60-90*	60-90*
Temperatura minima del agua de retorno	°C	55	55	55	55	55	55	55	55	55	55
Presión máxima operacional	bar	3,5	3,5	3,5	3,5	3,5	3,5	3,5	3,5	3,5	3,5
Presión de prueba	bar	6,5	6,5	6,5	6,5	6,5	6,5	6,5	6,5	6,5	6,5
Temperatura del horno	°C	900-1100									
Presión del horno	mbar	-0,04	-0,04	-0,04	-0,04	-0,04	-0,04	-0,04	-0,04	-0,04	-0,04
Tiro requerido de la chimenea	mbar	0,2	0,2	0,2	0,2	0,2	0,2	0,2	0,2	0,2	0,2
Tiro forzado requerido		Sí	Sí	Sí	Sí	Sí	Sí	Sí	Sí	Sí	Sí
Temperatura de combustión a Pn	°C	96,6	97,2	104,9	98	96,6	99,6	99,3	98,9	98,2	97,2
Temperatura de combustión	°C	63,1	63,1	72,4	63,1	63,1	63,1	62,9	62,7	62,4	62,2
Diametro del conducto de gas de combustión	mm	220	220	220	220	220	300	300	300	300	300
Diametro de la chimenea	mm	250	250	250	250	250	350	350	350	350	350
Clasificación del combustible de acuerdo con la norma EN 14961											
Pellets – C1	Probado combustible	D6, M10, A1,5, DU90,0									
Astilla – B1		P45, M30, A3.0									
Instalación electrica											
Conexión electrica		3+N+PE 50Hz 230/400V TN-C-S									
Motor del sinfin	W	550	550	550	550	550	550	550	550	550	550
Motor del sistema de alimentación	W	550	550	550	550	550	550	550	550	550	550
Motor de la limpieza del intercambiador (s)	W	550	550	550	550	550	2 x 550	2 x 550	2 x 550	2 x 550	2 x 550
Motor de la limpieza de cenizas	W	550	550	550	550	550	550	550	550	550	550
Ventilador de aire primario	W	66	66	66	66	66	66	66	66	66	66
Ventilador del aire secundario 1	W	66	66	66	66	66	170	170	170	170	170
Ventilador del aire secundario 2	W	66	66	66	66	66	170	170	170	170	170
Ventilador de la chimenea	W	300	300	300	300	300	1100	1100	1100	1100	1100
Encendido electrico	W	1600	1600	1600	1600	1600	1600	1600	1600	1600	1600
Separation flap valve	W	6,5	6,5	6,5	6,5	6,5	6,5	6,5	6,5	6,5	6,5
Total	W	4304,5	4304,5	4304,5	4304,5	4304,5	4762,5	4762,5	4762,5	4762,5	4762,5

*Las calderas solo pueden operar a 90 °C en condiciones especiales

COMPLETAMENTE AUTOMÁTICA, CALDERAS ECOLÓGICAS CON EXCELENTES CARACTERÍSTICAS!

CALDERAS AUTOMÁTICAS DE BIOMASA

SMART 150–200 kW

SMART HEATING TECHNOLOGY

South America

VALORES DE OPERACIÓN CERTIFICADOS 150–200 kW

ČSN-EN 303.5/2013

ISO 9001:2009

▪ Respeto a la naturaleza ▪ Ahorro para los clientes
▪ Confort para los usuarios

		SMART 150				SMART 180				SMART 200			
		Pellet		Astilla		Pellet		Astilla		Pellet		Astilla	
		Indice	Mínimo	Indice	Mínimo	Indice	Mínimo	Indice	Mínimo	Indice	Mínimo	Indice	Mínimo
Valores de medida													
Capacidad de calor	kW	150	150	150	150	180	180	180	180	199	199	199	199
Temperatura del producto de combustión	°C	116,1	72,4	96,6	63,1	111,4	70,8	97,2	63,1	96,1	73,1	104,9	72,4
Consumo de combustible	kg/h	36,30	9,78	37,18	9,45	42,50	11,10	44,80	11,30	42,60	12,48	50,60	14,50
Temperatura del agua entrante	°C	60,2	67,1	60,3	62,4	59,5	65,7	60,0	61,4	57,8	67,2	55,0	71,3
Temperatura del agua saliente	°C	80,5	85,2	78,8	79,2	79,1	83,3	78,0	78,4	73,0	82,6	77,1	79,0
Temperatura del agua de enfriamiento	°C	9,6	11,1	9,6	11,0	9,6	11,1	9,6	11,0	11,1	7,8	10,6	11,5
Flujo del agua de enfriamiento	m^3/h	6,733	2,033	7,080	1,950	8,433	2,401	9,034	2,304	2,695	0,650	2,673	0,755
Tiro detrás de la caldera	Pa	125,0	35,0	125,0	35,0	126,0	33,0	126,0	33,0	130,0	30,0	130,0	30,0
Temperaura del ambiente	°C	24,0	26,3	24,2	22,6	24,0	25,3	25,0	23,0	25,2	24,9	24,1	26,2
Humedad del aire	%	45,3	44,7	38,6	37,2	45,0	44,5	40,0	39,0	42,3	41,1	41,0	40,0
Presión barometrica	kPa	99,23	99,24	99,10	99,20	99,00	99,25	99,00	99,22	98,92	98,95	99,07	99,07
Analisis del gas de combustión													
Oxigeno O_2	%	8,12	12,66	8,08	11,40	7,92	12,39	7,89	11,46	8,02	12,71	8,02	12,71
Dioxido de carbono CO_2	%	11,37	7,28	11,61	8,70	11,43	7,65	11,73	8,65	11,79	7,53	11,79	7,53
Monoxido de carbono CO	ppm	46	175	100	146	49	171	93	153	58	181	58	181
Hidrocarbono alto OGC	ppm	4	2	3	5	4	3	3	5	7	4	7	4
Dioxido de nitrogeno Nox	ppm	81	47	83	55	81	49	84	54	65	38	65	38
Polvo	mg/m^3	28	17	52	41	29	44	47	41	29	18	51	44
02 = 10%													
Monoxido de carbono CO	mg/m^3	49	289	106	209	51	275	97	220	62	301	112	244
Hidrocarbono alto OGC	mg/m^3	2	1	1	3	2	2	1	3	10	8	2	4
Dioxido de nitrogeno Nox	mg/m^3	143	126	144	130	140	127	144	127	113	102	151	120
Polvo	mg/m^3	24	23	44	47	25	25	39	47	25	25	44	51
Auxiliary combustion values (solid fuels)													
Gases del flujo de masa	kg/s	0,109	0,044	0,099	0,033	0,126	0,047	0,117	0,040	0,155	0,053	0,148	0,066
Valor de oxigeno estequiometrico	m^3/kg	0,957	0,957	0,832	0,832	0,957	0,957	0,832	0,832	0,949	0,948	0,848	0,848
Valor de aire estequiometrico	m^3/kg	4,559	4,556	3,963	3,960	4,559	4,556	3,963	3,958	4,520	4,512	4,037	4,036
Volumen estequiometrico de los productos secos de combustión	m^3/kg	4,448	4,445	3,884	3,881	4,448	4,445	3,884	3,879	4,445	4,438	3,949	3,948
Aire multiple estequiometrico		1,61	2,48	1,61	2,16	1,59	2,41	1,59	2,19	1,61	2,51	1,60	2,50
Volumen de los productos de combustión secos	m^3/kg	7,436	11,573	6,474	8,622	7,400	11,107	6,397	8,669	7,411	11,553	6,435	10,048
Volumen de H_2O en el aire de combustión	m^3/kg	0,102	0,177	0,076	0,089	0,100	0,164	0,081	0,114	0,101	0,150	0,081	0,140
Volumen de H_2O en los productos de combustión	m^3/kg	0,956	1,032	0,922	0,935	0,954	1,019	0,927	0,942	0,867	0,916	0,956	1,015
Maximum volume CO_2	%	19,01	19,01	19,37	19,37	19,01	19,01	19,40	19,40	19,60	19,66	19,22	19,22
Resumen calor													
Perdida de calor de los productos de combustión chimenea)	%	6,4	4,7	4,8	3,5	6,0	4,5	4,8	3,5	4,5	4,5	5,3	4,5
Perdida de gas	%	0,0	0,2	0,1	0,1	0,0	0,2	0,1	3,5	0,0	0,2	0,0	0,2
Pérdida de energía mecánica	%	0,1	0,1	0,3	0,3	0,1	0,1	0,3	0,1	0,1	0,2	0,0	0,1
Pérdida de calor al ambiente	%	0,8	1,1	0,8	2,1	0,8	1,2	0,8	0,4	0,6	0,9	0,6	0,7
Perdida total	%	7,3	6,1	6,0	6,0	6,9	6,0	5,9	5,9	5,2	5,8	6,0	5,4
Eficiencia – metodo indirecto	%	92,7	93,9	94,0	94,0	93,1	94,0	94,1	94,1	94,8	94,2	94,0	94,6
Entrada de calor	kW	167,0	45,0	158,9	40,4	195,4	51,1	191,7	48,3	203,3	59,5	216,8	62,1
Capacidad de calor	kW	159,2	43,0	152,0	38,4	186,1	48,8	183,0	46,0	193,7	56,6	206,2	59,3
Incertidumbre de determinada	%+/-	6,7	1,8	6,4	1,6	7,8	2,0	7,7	1,9	8,1	2,4	8,7	2,5
Eficiencia – metodo directo	**%**	**95,3**	**95,6**	**95,6**	**95,1**	**95,0**	**95,0**	**95,5**	**95,2**	**95,3**	**95,1**	**95,1**	**95,5**
Capacidad / valor de salida	%	106,1	28,7	101,3	25,6	103,4	27,1	101,5	25,6	97,3	28,4	103,6	29,8

▪ Medido ▪ Interpolación en cumplimiento con EN303.5 5.3.1

COMPLETAMENTE AUTOMÁTICA, CALDERAS ECOLÓGICAS CON EXCELENTES CARACTERÍSTICAS!

CALDERAS AUTOMÁTICAS DE BIOMASA

SMART 250–350 kW

SMART HEATING TECHNOLOGY

South America

DIMENSIONES Y PESOS DE LA TECNOLOGÍA 250–350 kW

ČSN-EN 303.5/2013

ISO 9001:2009

▪ Respeto a la naturaleza ▪ Ahorro para los clientes
▪ Confort para los usuarios

		SMART 250				SMART 300				SMART 350			
		Pellet		Astilla		Pellet		Astilla		Pellet		Astilla	
		Indice	Mínimo	Indice	Mínimo	Indice	Mínimo	Indice	Mínimo	Indice	Mínimo	Indice	Mínimo
Valores de medida													
Capacidad de calor	kW	250	250	250	250	300	300	300	300	350	350	350	350
Temperatura del producto de combustión	°C	100,4	66,9	98,6	63,1	92,5	64,2	99,6	63,1	93,8	63,1	99,3	62,9
Consumo de combustible	kg/h	56,90	14,20	62,70	15,60	67,15	16,42	75,50	18,70	78,90	18,50	86,90	20,80
Temperatura del agua entrante	°C	57,9	62,4	59,4	59,1	56,7	60,0	59,0	57,4	58,4	60,6	59,3	57,7
Temperatura del agua saliente	°C	75,7	78,9	76,1	76,4	73,3	75,8	74,7	75,0	75,5	76,1	75,0	74,5
Temperatura del agua de enfriamiento	°C	9,6	11,0	9,6	11,0	9,6	11	9,6	11,0	9,5	10,7	9,6	11,0
Flujo del agua de enfriamiento	m^3/h	12,400	3,300	13,600	3,130	15,234	3,873	16,850	3,720	17,272	4,492	19,438	4,428
Tiro detrás de la caldera	Pa	128,0	28,0	128,0	28,0	130,0	25,0	130,0	25,0	151,0	25,0	150,0	25,0
Temperaura del ambiente	°C	24,3	23,1	25,7	23,3	24,4	21,5	26,4	23,6	26,0	23,0	27,0	24,0
Humedad del aire	%	43,7	44,0	44,1	43,9	42,9	43,7	46,9	47,2	37,0	38,0	41,0	41,0
Presión barometrica	kPa	99,21	99,30	99,10	99,30	99,20	99,30	99,10	99,30	99,20	99,30	99,07	99,22
Analisis del gas de combustión													
Oxigeno O_2	%	7,45	11,77	7,43	11,59	7,12	11,32	7,11	11,68	7,59	10,37	7,17	11,20
Dioxido de carbono CO_2	%	11,56	8,51	12,10	8,53	11,66	9,13	12,35	8,44	11,46	9,61	12,15	8,88
Monoxido de carbono CO	ppm	55	162	75	169	59	155	63	180	82	133	101	173
Hidrocarbono alto OGC	ppm	3	5	4	6	2	6	4	7	6	5	3	6
Dioxido de nitrogeno Nox	ppm	80	52	86	50	80	55	87	48	74	61	93	56
Polvo	mg/m^3	33	26	34	41	35	31	25	41	30	30	45	54
02 = 10%													
Monoxido de carbono CO	mg/m^3	55	243	77	246	58	220	63	265	87	182	101	246
Hidrocarbono alto OGC	mg/m^3	1	3	2	4	1	4	2	4	3	3	2	4
Dioxido de nitrogeno Nox	mg/m^3	134	128	143	121	130	129	142	116	124	129	153	128
Polvo	mg/m^3	26	31	28	48	27	35	20	48	24	32	25	48
Auxiliary combustion values (solid fuels)													
Gases del flujo de masa	kg/s	0,167	0,055	0,160	0,055	0,196	0,060	0,191	0,066	0,236	0,064	0,224	0,070
Valor de oxigeno estequiometrico	m^3/kg	0,958	0,957	0,832	0,831	0,958	0,957	0,832	0,830	0,958	0,957	0,832	0,830
Valor de aire estequiometrico	m^3/kg	4,560	4,557	3,963	3,953	4,560	4,558	3,963	3,950	4,560	4,558	3,962	3,951
Volumen estequiometrico de los productos secos de combustión	m^3/kg	4,449	4,446	3,883	3,874	4,449	4,446	3,883	3,871	4,449	4,447	3,882	3,872
Aire multiple estequiometrico		1,54	2,25	1,54	2,25	1,50	2,14	1,50	2,23	1,56	1,99	1,51	2,19
Volumen de los productos de combustión secos	m^3/kg	7,315	10,021	6,217	8,779	7,254	9,245	6,088	8,857	7,388	8,843	6,191	8,481
Volumen de H_2O en el aire de combustión	m^3/kg	0,095	0,133	0,091	0,172	0,091	0,111	0,099	0,124	0,087	0,098	0,089	0,174
Volumen de H_2O en los productos de combustión	m^3/kg	0,949	0,988	0,937	0,959	0,946	0,966	0,945	0,971	0,942	0,953	0,935	0,953
Volumen máximo CO_2	%	19,01	19,00	19,37	19,40	19,01	19,01	19,37	19,36	19,01	19,01	19,40	19,40
Resumen calor													
Perdida de calor de los productos de combustión chimenea)	%	5,2	4,0	4,7	3,5	4,6	3,6	4,7	3,5	4,7	3,3	4,7	3,3
Perdida de gas	%	0,0	0,1	0,0	0,1	0,0	0,1	0,0	0,1	0,0	0,1	0,0	0,1
Pérdida de energía mecánica	%	0,0	0,1	0,3	0,5	0,0	0,1	0,3	0,6	0,0	0,1	0,3	0,6
Pérdida de calor al ambiente	%	0,7	1,6	0,7	1,6	0,7	1,8	0,6	1,4	0,6	1,4	0,5	1,2
Perdida total	%	6,0	5,8	5,7	5,7	5,4	5,6	5,5	5,5	5,3	4,9	5,4	5,1
Eficiencia – metodo indirecto	%	94,0	94,2	94,3	94,3	94,6	94,4	94,5	94,5	94,7	95,1	94,6	95,0
Entrada de calor	kW	261,5	65,3	268,1	66,8	308,8	75,5	322,7	80,0	363,0	85,2	371,4	89,0
Capacidad de calor	kW	248,8	62,2	255,4	63,7	293,6	71,8	307,1	76,4	345,8	81,4	354,5	85,2
Incertidumbre de determinada	%+/-	10,4	2,6	10,7	2,7	12,3	3,0	12,9	3,2	14,5	3,4	14,9	3,6
Efficiency - direct method	**%**	**95,0**	**95,0**	**95,3**	**95,4**	**95,1**	**95,0**	**95,2**	**95,5**	**95,3**	**95,5**	**95,4**	**95,7**
Capacity / rated output	%	99,5	24,9	102,0	25,5	97,9	23,9	102,4	25,5	98,8	23,3	101,6	24,7

▪ Medido ▪ Interpolación en cumplimiento con EN303.5 5.3.1

COMPLETAMENTE AUTOMÁTICA, CALDERAS ECOLÓGICAS CON EXCELENTES CARACTERÍSTICAS!

CALDERAS AUTOMÁTICAS DE BIOMASA

SMART 400–500 kW

SMART HEATING TECHNOLOGY

South America

VALORES DE OPERACIÓN CERTIFICADOS 400–500 kW

ČSN-EN 303.5/2013

ISO 9001:2009

▪ Respeto a la naturaleza ▪ Ahorro para los clientes
▪ Confort para los usuarios

		SMART 400				SMART 450				SMART 500			
		Pellet		Astilla		Pellet		Astilla		Pellet		Astilla	
		Indice	Mínimo	Indice	Mínimo	Indice	Mínimo	Indice	Mínimo	Indice	Mínimo	Indice	Mínimo
Valores de medida													
Capacidad de calor	kW	400	400	400	400	450	450	450	450	500	500	500	500
Temperatura del producto de combustión	°C	95,1	62,0	98,9	62,7	96,3	60,9	98,6	62,4	97,6	59,8	98,2	62,2
Consumo de combustible	kg/h	90,70	20,60	98,30	22,90	102,48	22,74	109,60	25,00	114,26	24,85	121,00	27,12
Temperatura del agua entrante	°C	60,2	61,1	59,7	57,9	61,9	61,7	60,0	58,2	63,6	62,2	60,3	58,4
Temperatura del agua saliente	°C	77,8	76,5	75,4	74,1	80,0	76,8	75,7	73,6	82,2	77,1	76,0	73,1
Temperatura del agua de enfriamiento	°C	9,4	10,4	9,6	11,0	9,3	10,0	9,6	11,0	9,2	9,7	9,6	11,0
Flujo del agua de enfriamiento	m^3/h	19,311	5,110	22,025	5,135	21,349	5,729	24,613	5,843	23,387	6,347	27,200	6,550
Tiro detrás de la caldera	Pa	173,0	25,0	170,0	26,0	194,0	25,0	190,0	26,0	215,0	25,0	210,0	26,0
Temperaura del ambiente	°C	27,0	24,0	28,0	24,0	29,0	25,7	28,5	24,6	30,2	27,1	29,2	24,9
Humedad del aire	%	32,0	33,0	35,0	35,0	27,0	28,0	29,5	28,6	21,1	22,8	23,7	22,4
Presión barometrica	kPa	99,10	99,30	99,05	99,15	99,20	99,30	99,02	99,07	99,20	99,30	98,99	98,99
Analisis del gas de combustión													
Oxigeno O_2	%	8,06	9,43	7,24	10,73	8,52	8,48	7,30	10,25	8,99	7,53	7,36	9,77
Dioxido de carbono CO_2	%	11,26	10,10	11,95	9,31	11,05	10,58	11,74	9,75	10,85	11,06	11,54	10,18
Monoxido de carbono CO	ppm	105	111	139	167	128	89	176	160	151	67	214	153
Hidrocarbono alto OGC	ppm	9	3	2	6	13	2	1	5	16	0	0	4
Dioxido de nitrogeno Nox	ppm	68	67	100	65	62	72	106	73	56	78	112	81
Polvo	mg/m^3	25	29	66	67	19	28	86	79	14	27	106	92
02 = 10%													
Monoxido de carbono CO	mg/m^3	116	144	140	227	144	106	178	207	173	68	216	188
Hidrocarbono alto OGC	mg/m^3	5	2	1	3	6	1	1	3	8	0	0	2
Dioxido de nitrogeno Nox	mg/m^3	118	130	164	139	111	130	174	151	105	130	185	162
Polvo	mg/m^3	20	29	30	48	17	25	34	48	13	22	39	48
Auxiliary combustion values (solid fuels)													
Gases del flujo de masa	kg/s	0,276	0,068	0,257	0,074	0,316	0,072	0,290	0,077	0,356	0,076	0,323	0,081
Valor de oxigeno estequiometrico	m^3/kg	0,958	0,957	0,832	0,830	0,958	0,957	0,831	0,830	0,958	0,957	0,831	0,830
Valor de aire estequiometrico	m^3/kg	4,560	4,559	3,961	3,951	4,560	4,559	3,960	3,952	4,560	4,559	3,959	3,952
Volumen estequiometrico de los productos secos de combustión	m^3/kg	4,449	4,447	3,882	3,872	4,448	4,448	3,881	3,873	4,448	4,448	3,880	3,873
Aire multiple estequiometrico		1,62	1,85	1,52	2,08	1,67	1,70	1,52	1,96	1,73	1,55	1,53	1,85
Volumen de los productos de combustión secos	m^3/kg	7,521	8,442	6,294	8,106	7,655	8,040	6,396	7,730	7,788	7,638	6,499	7,354
Volumen de H_2O en el aire de combustión	m^3/kg	0,082	0,085	0,080	0,134	0,078	0,072	0,070	0,093	0,073	0,059	0,060	0,053
Volumen de H_2O en los productos de combustión	m^3/kg	0,937	0,940	0,926	0,935	0,933	0,927	0,916	0,917	0,928	0,914	0,906	0,899
Volumen máximo CO_2	%	19,01	19,01	19,37	19,36	19,00	19,01	19,37	19,36	19,01	19,01	19,37	19,36
Resumen calor													
Perdida de calor de los productos de combustión chimenea)	%	4,8	3,0	4,7	3,2	4,8	2,6	4,6	3,0	4,9	2,3	4,6	2,8
Perdida de gas	%	0,1	0,1	0,1	0,1	0,1	0,0	0,1	0,1	0,1	0,0	0,1	0,1
Pérdida de energía mecánica	%	0,0	0,1	0,4	0,6	0,0	0,1	0,4	0,5	0,0	0,1	0,4	0,5
Pérdida de calor al ambiente	%	0,5	1,1	0,5	0,9	0,3	0,7	0,3	0,7	0,2	0,3	0,2	0,4
Perdida total	%	5,3	4,2	5,4	4,6	5,2	3,4	5,3	4,2	5,2	2,7	5,2	3,7
Eficiencia – metodo indirecto	%	94,8	95,9	94,7	95,4	94,8	96,6	94,7	95,9	94,8	97,3	94,8	96,3
Entrada de calor	kW	417,2	94,9	420,1	98,1	471,3	104,6	468,7	107,1	525,5	114,3	517,4	116,1
Capacidad de calor	kW	398,0	91,0	401,8	94,0	450,2	100,6	449,2	102,7	502,4	110,2	496,5	111,5
Incertidumbre de determinada	%+/-	16,7	3,8	16,9	4,0	18,9	4,2	18,9	4,3	21,1	4,6	20,9	4,7
Eficiencia – metodo directo	**%**	**95,4**	**95,9**	**95,6**	**95,8**	**95,5**	**96,2**	**95,8**	**96,0**	**95,6**	**96,4**	**96,0**	**96,1**
Capacidad / valor de salida	%	99,5	22,8	100,9	23,9	100,0	22,4	100,1	23,1	100,5	22,0	99,3	22,3

▪ Medido ▪ Interpolación en cumplimiento con EN303.5 5.3.1

COMPLETAMENTE AUTOMÁTICA, CALDERAS ECOLÓGICAS CON EXCELENTES CARACTERÍSTICAS!

SMART HEATING TECHNOLOGY
South America

COMO TRABAJAMOS CON NUESTROS CLIENTES
Smart Heating Technology s.r.o.

1. Evaluamos la situación actual
2. Proponemos las mejores soluciones técnicas
3. Calculamos los costos y la amortización
4. Fabricación a medida
5. Entrega e instalación
6. Monitorizamos la instalación 24/7
7. Mantenimientos periódicos
8. Suministramos combustible

Analizamos sus necesidades de forma detallada

Fabricamos a medida bajo demanda

Nos preocupamos por nuestros clientes

SMART HEATING TECHNOLOGY s.r.o.
U Statku 653/24, 717 00 Ostrava-Bartovice
República Checa
www.SmartHeating.cz

Para más información técnica y precios, contacte con nuestro departamento comercial:
Tel.: +420 777 960 560
+420 734 751 655
+420 777 258 481
Email: Sales@SmartHeating.cz
Info@SmartHeating.cz

Jan Sabo
Director de Ventas LATAM
Mobile: +56 9 9383 5134
Chile@SmartHeating.cz

Instalador Autorizado:

SMART **HEATING** TECHNOLOGY

South America

Respeto a la naturaleza
Ahorro para los clientes
Confort para los usuarios

Calderas Automáticas de Biomasa

SMART 60–100 kW

▪ Calderas completamente automáticas con características excelentes ▪ Solución técnica flexible ▪ Variabilidad en combustibles usados ▪ Económicas y ecológicas ▪ 9 potencias disponibles ▪ Eficiencia 96 % ▪ Posibilidad de modular la potencia de salida en escala de 30 hasta 100% ▪ Sonda Lambda ▪ Opción de quemador refractario cerámico ▪ Rejilla vibrante de hierro fundido ▪ Requisitos simples de mantenimiento y asistencia técnica ▪ Regulación de los circuitos de calefacción ▪ Posibilidad instalar en cascada ▪ Control por teléfono móvil ▪ Control por Internet ▪ Posibilidad instalar al contenedor móvil ▪ Accesorios especiales de la caldera

Diseñado y elaborado especialmente para la República de Chile

CALDERAS AUTOMÁTICAS DE BIOMASA

SMART 60–100 kW

5 años GARANTÍA*

Para los equipos del contenedor

*5 años de garantía completa bajo petición

Diseño nuevo de Caldera ➔

* Sujeto a estudio de composicion y prueba de combustible

Opciones de aplicación para las calderas Smart ➔

- Edificio de apartamentos
- Edificios multifuncionales
- Centros Comerciales
- Plantas de producción e instalaciones industriales e instalaciones de almacenamiento
- Granjas de agricultura, acuicultura, incl. piscicultura y horticultura
- Hoteles/Moteles/Centros Spa/Piscinas/Pabellones de Deporte
- Edificios municipales
- Colegios, Hospitales, Complejos de Policía y Fuerzas Armadas
- Distritos de la ciudad

En colaboración con:

SIEMENS

CE

TÜV SÜD

ČSN-EN 303.5/2013

ISO 9001:2009

SMART 60–100 kW – Vista por dentro - Frontal ↓



Eficiencia de 96%
Control por teléfono móvil
Control vía Internet

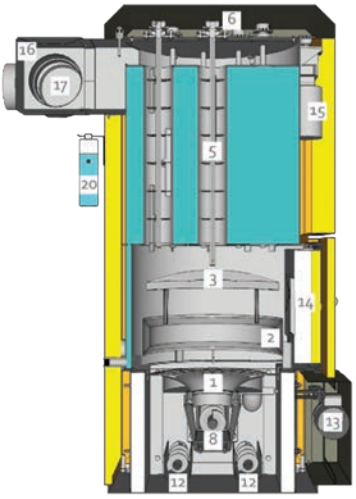

Descripción:

1. Quemador principal con parrilla giratoria
2. Corona secundaria con combustión adicional
3. Deflector
4. Tolva para cenizas
5. Intercambiador con tubuladores
6. Tubulador del Drive
7. Unidad de Control Siemens con Display
8. Tornillo de Alimentación
9. Mecanismos de interrupción
10. Tolva operacional de Combustible
11. Tapa que separa el contenedor intermedio y el tornillo de combustible
12. Tornillo de cenizas
13. Motor de la Parrilla
14. Puerta de Servicio de la Caldera
15. Tubulador del motor del drive
16. Chimenea
17. Ventilador
18. Motor del tornillo de alimentación y cenizas
19. Accesorios
    - Ventilador primario y secundario
    - Encendido ventilador
    - Dispositivo extintor de emergencia
20. Contenedor de extinción con sensor del nivel
21. Limpieza del conducto de aire
22. Aislamiento dual de la caldera

CONVERSIÓN DE UNIDADES	
1 GJ = 1000 MJ	
1 GJ = 277, 778 kWh	1 GJ = 0,278 MWh
1 GJ = 238 846 kcal	

1 kg –Pellet = 16,5–18,5 MJ = 4,6–5,1 kWh
1 kg – Lignito = 10,5–17,2 MJ = 2,9–4,8 kWh
1 kg – Astilla humeda 10 % = 16,4 MJ = 4,6 kWh
1 kg – Astilla humeda 20 % = 14,3 MJ = 4,0 kWh
1 kg – Astilla humeda 30 % = 12,2 MJ = 3,4 kWh
1 kg – Astilla humeda 40 % = 10,1 MJ = 2,8 kWh
1 m^3 – Gas Natural = 37,82 MJ = 10,5 kWh

Denominación		60	80	100
Energia nominal En	kW	60	80	100
Carga parcial Emin	kW	17	23	29
Eficiencia de la Caldera en En	%	90	89,4	88,2
Eficiencia de la Caldera en Emin	%	89,1	88,5	87,7
Clase de caldera		5	5	5
Nivel de ruido	dB	< 65	< 65	< 65
Peso	kg	783	997	1042
Agua				
Volumen de agua	l	129	105	105
Diametro conexión de agua	"	2	2	2
Diametro conexión de agua	DN	50	50	50
Pérdida hidráulica caldera a 10°	mbar	17	29,9	47
Pérdida hidráulica caldera a 20°	mbar	4,3	7,5	11,9
Temperatura caldera	°C	65-90	65-90	65-90
Temperatura min en agua de retorno	°C	55	55	55
Presión max operación	bar	3,5	3,5	3,5
Test de presión	bar	6	6	6
Temperatura de la chimenea	°C			
Presión chimenea	mbar	-0,01	-0,01	-0,01
Tiro necesario de la chimenea	mbar	0,2	0,2	0,2
Necesario para tiro artificial		yes	yes	yes
Temperatura de gas de combustión en En	°C	185	195	205
Ratio flujo masa en gas de combustión en En	°C	90	95	105
Temperatura Gas Combustión en Emin	kg/h	180	240	300
Ratio flujo de masa en gas combustion en Emin	kg/h	60	81	99
Volumen en gas combustión en En	m^3/h	141	188	235
Volumen en gas de combustión en Emin	m^3/h	47	63,5	77,6
Diámetro de la tubería de humo	mm	200	200	200
Diámetro de la tubería	mm	200	200	200
Tipo de chimenea		Moisture – resistant		
Combustible				
Tamaño máximo	cm	3	3	3
Contenido humedad máximo	%	30	30	30
Equipo Electrico				
Conexión				
Total	W	3131	3131	3131
Indice Protección Ingreso (PI)		41	41	41



SMART HEATING TECHNOLOGY
South America

COMO TRABAJAMOS CON NUESTROS CLIENTES
Smart Heating Technology s.r.o.

1. Evaluamos la situación actual
2. Proponemos las mejores soluciones técnicas
3. Calculamos los costos y la amortización
4. Fabricación a medida
5. Entrega e instalación
6. Monitorizamos la instalación 24/7
7. Mantenimientos periódicos
8. Suministramos combustible

Analizamos sus necesidades de forma detallada

Fabricamos a medida bajo demanda

Nos preocupamos por nuestros clientes

SMART HEATING TECHNOLOGY s.r.o.
U Statku 653/24, 717 00 Ostrava-Bartovice
República Checa
www.SmartHeating.cz

Para más información técnica y precios, contacte con nuestro departamento comercial:
Tel.: +420 777 960 560
+420 734 751 655
+420 777 258 481
Email: Sales@SmartHeating.cz
Info@SmartHeating.cz

Jan Sabo
Director de Ventas LATAM
Mobile: +56 9 9383 5134
Chile@SmartHeating.cz

Instalador Autorizado:

SMART **HEATING** TECHNOLOGY

South America

Respeto a la naturaleza
Ahorro para los clientes
Confort para los usuarios



GENERADOR DE AIRE 50 kW SMART

▪ Palé de soporte y estructura de acero ▪ Calderas de Pellet Automática con limpieza de cenizas automática ▪ Eficiencia >90 % ▪ Posibilidad de modular la potencia de salida en escala de 30 hasta 100% ▪ 400 l Tolva de Combustible ▪ Ventilador de aire caliente con Control Electrónico con movimiento de 0–270° ▪ Suministro completo de la chimenea ▪ Suministro completo de la hidraúlica ▪ Visualización especial en operación ▪ Control por teléfono móvil ▪ Control por Internet

Diseñado y elaborado especialmente para la República de Chile

Generador de aire 50 kW SMART



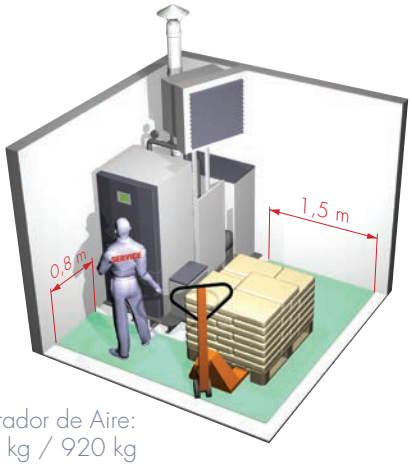

Requisitos de espacios para la instalación:

Dimensiones del Generador de Aire:
1 900 x 1 130 x 2 885 mm

Peso del Generador de Aire:
815 kg / 920 kg

Parámetros termales y tecnicos	Unidad	Generador aire 30 kW	Generador aire 50 kW
Potencia salida	kW	29	49,5
Rango de salida	kW	8,6–29	14,6–49,5
Consumo de combustible	kg x hrs-1	1,9–6,6	3,44–11,63
Eficiencia (rango de salida)	%	90,9	90,4
Rango de salida del gas de combustión	°C	94–148	110–153
Clase de caldera		5	5
Tiempo min quemar/rango de salida (en base al almacen de combustible de 250 kg)	horas	147–42	80–24
Parametros tecnicos de los productos			
Peso	kg	815	920
Contenido en agua	litres	140	190
Diametro del conducto del gas	mm	150	160
Dimension (anchoxprofundo) excloyendo caja de cenizas	mm	1130 x 1900	1130 x 1900
Presión máxima de agua	bar	Hasta 3	Hasta 3
Tiro requerido	mbar	0,1–0,2	0,1–0,3
Temperatura de operación recomendad adel agua caliente	°C	60–80	60–80
Temperatura inferior del agua entrante	°C	55	55
Nivel de ruido	dB	57	57
Energía de salida 70/50 °C, 10 °C	kW	32,48	53,91
Rango de aire de circulación en espacio abierto	m	22,5	17,5
Nivel medio de la presión del ruido	dB	64,5	67,2
Parametros electricos de los productos			
Voltaje de la conexión		230VAC ±10 %, 50Hz ± 2Hz	230VAC ±10 %, 50Hz ± 2Hz
Entrada máxima electrica – Encendido	V	1200	1200
Protección electrica de la unidad de control		IP54	IP54
Protección electrica del cableado de la caldera		IP20	IP20
Combustible y sus parametros			
Diametro de los pellets	mm	6,0–8,5	6,0–8,5
Agua	MJ/kg	aproximadamente 16–18	aproximadamente 16–18
Nivel de humedad		Hasta 10 %	Hasta 10 %
Contenido de cenizas		Hasta 1 % (0,8–1,0 %)	Hasta 1 % (0,8–1,0 %)

Descripción de la Entrega del Generador de Aire Smart:

- Estructura soporte compacta de acero para un manejo y posicionamiento mas fácil
- Caldera de pellet Smart 30/50 kW
- Almacenamiento de 250 kg de combustible incluyendo sistema de alimentación
- 3 capas de 2000 mm en la chimenea
- Ventilador de aire caliente con un rango de movimiento de 0–270 grados
- Bomba de circulación
- Válvula de drenaje
- Control de presión
- Tanque de expansión
- Válvula de descarga de presión
- Tiro de control automático
- Opción de Contador de calor

Caracteristicas de la Caldera de Pellets Smart 30/50 kW:

- Construcción en acero con capa coaxite para una larga durabilidad
- Multiples opciones de combustible: alimentación, vacío ó alimentación manual
- Unidad de Control Avanzado para operación automática
- Alta eficiencia – sobre 90 %
- Posibilidad de modular la potencia de salida en escala de 30 hasta 100%
- Construcción de quemador de hierro con superficie quemador intercambiable
- Encendido electrico automático
- Auto-limpieza, tubulador vertical del intercambiador
- Termostato de seguridad con corte automático
- Limpieza de cenizas automática con tolva para cenizas
- Control remoto via Internet o GSM
- Ventilador de gas integral – Opcional

Visualización especial en operación:





SMART HEATING TECHNOLOGY
South America

SMART HEATING TECHNOLOGY s.r.o.
U Statku 653/24, 717 00 Ostrava-Bartovice
República Checa
Email:Sales@SmartHeating.cz
www.SmartHeating.cz

Instalador Autorizado
Jan Sabo
Director de Ventas LATAM
Mobile: +56 9 9383 5134
Chile@SmartHeating.cz

SMART **HEATING** TECHNOLOGY

South America

Respeto a la naturaleza
Ahorro para los clientes
Confort para los usuarios

Calentadores De Aire 360° SMART

▪ ABS Alumbran el Cuerpo de Peso ▪ 15-30 metros 360° Tiro de Aire de ▪ Tapas de Acero inoxidable para la Regulación de Corriente de aire ▪ el Doble Cambiador Cubierto ▪ la Capacidad > 10.000 m^3 por hora ▪ Calienta/Seca sin la Producción CO_2 ▪ el Mejor Entorno para Animales ▪ el Calor Seco ▪ la Basura Seca / el Animal Reduce sus Problemas de Pies entonces necesita Menos Antibióticos ▪ Mucho más abajo NH_2 Nivelan ▪ Mejor Alimentan la Tarifa De conversión ▪ Fácil para Precalentar el Piso ▪ El servicio de mantenimiento fácil ▪ La limpieza fácil

Diseñado y elaborado especialmente para la República de Chile

Calentadores De Aire 360° SMART







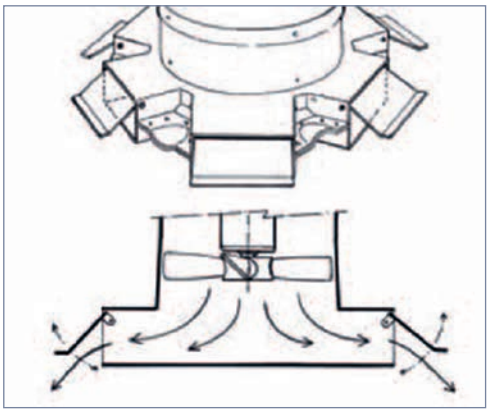

Una unidad de distribución de aire única los Calentadores De Aire 360° SMART unidad consisten en el alto transformador de calor de eficacia, el abanico axial y un dispositivo de distribución único diseñado. El agua caliente es suministrada de una caldera externa y pasa el transformador de calor. El abanico aspira el aire de dentro del edificio por el transformador de calor y empuja el aire caliente igualmente por las 6 salidas de aire.

La cantidad de aire y las direcciones puede ser ajustada por las tapas dentro de cada salida de aire. Las unidades cuelgan en medio del edificio por el cual una distribución ideal es garantizada a todas las esquinas en el edificio.

El aire puede ser distribuido hasta 15 m, posteriormente para 30 m amplias casas.

El conducto de recirculación

el aire Caliente alcanza los flancos y subidas al techo, donde esto vuelve a la unidad HW para una circulación natural de aire caliente.

Ventajas:

- la distribución Perfecta del calor
- Menos energía no cuesta
- No peligroso, ninguna llama abierta
- el material Duradero ABS
- Posible de usar como la refrigeración

La unidad es patentada y registrada.

		Calentadores De Aire 360° SMART 25	Calentadores De Aire 360° SMART 50	Calentadores De Aire 360° SMART 60	Calentadores De Aire 360° SMART 70
Desplazamiento de aire		3 000 m³/h	10 400 m³/h	10 400 m³/h	10 400 m³/h
Abanico		230 V/0,9 A 170 W/ 1400 RPM	400 V/1,3 A 600 W/900 RPM	400 V/1,3 A 600 W/900 RPM	400 V/1,3 A 600 W/900 RPM
Medida		830 x 535 x 860	1115 x 1062 x 920	1115 x 1062 x 950	1115 x 1062 x 980
Conexion de agua		G 3/4"	G 1"	G 5/4"	G 5/4"
Peso incluido el agua		32 kg	82 kg	86 kg	90 kg
			Water temperature RANGO DE TEMPERATURAS DE TRABAJO ENTRE 90 °C – 70 °C		
Temperatura ambiente	20 °C	28 kW - 1,3 m³/h -20 kPa	75 kW - 3,3 m³/h - 37 kPa	93 kW - 4,2 m³/h - 35 kPa	111 kW - 4,9 m³/h - 38 kPa
Peso incluido el agua			Water temperature RANGO DE TEMPERATURAS DE TRABAJO ENTRE 80 °C – 65 °C		
Temperatura ambiente	20 °C	25 kW - 1,5 m³/h - 27 kPa	66 kW - 3,9 m³/h - 50 kPa	82 kW - 4,8 m³/h - 47 kPa	97 kW - 5,7 m³/h - 51 kPa

SMART **HEATING** TECHNOLOGY
South America

SMART HEATING TECHNOLOGY s.r.o.
U Statku 653/24, 717 00 Ostrava-Bartovice
República Checa
Email:Sales@SmartHeating.cz
www.SmartHeating.cz

Instalador Autorizado
Jan Sabo
Director de Ventas LATAM
Mobile: +56 9 9383 5134
Chile@SmartHeating.cz

SMART **HEATING** TECHNOLOGY

South America

Respeto a la naturaleza
Ahorro para los clientes
Confort para los usuarios

Sala de calderas en contenedor

SMART CABIN 150–500–1500 kW

▪ Calderas de Biomasa SMART 150–500–1500 kW ▪ Posibilidad de calderas de respaldo de fueloil o gas ▪ Soluciones completas de silo integrado para astillas-madera chipeada o pellet ▪ Instalación interior de evacuación de humos completamente realizada ▪ Instalación hidráulica interior completamente realizada ▪ Sistemas de regulación a medida ▪ Eficiencia de 96% ▪ Flexibilidad en soluciones técnicas ▪ Diferentes posibilidades de acabados exteriores + características especiales de diseño

Diseñado y elaborado especialmente para la República de Chile

SALA DE CALDERAS EN CONTENEDOR

SMART CABIN 150–500–1500 KW

5 años GARANTÍA*

Para los equipos del contenedor

*5 años de garantía completa bajo petición

City design



Nature design



Basic design

Especificaciones y Diseño ↑

Opciones para diferentes soluciones técnicas en los contenedores :

- Diseño de contenedor a izquierda o derecha
- Diseño de techo hidráulico para descarga de astillas
- Diseño de puertas metálicas / cristal
- Características especiales de seguridad
- Diseño externo especial a petición del cliente

Dimensiones y peso:

150–250 kW: 3 x 3 x 12,6 m ~ 12 toneladas*

300–500 kW: 3,2 x 3 x 12,6 m ~ 15 toneladas*

*En caso de ser necesaria la instalación de equipos de respaldo de fueloil, será necesario ampliar el contenedor en 1,2m y aumentará su peso en 1,5 toneladas.

En colaboración con:

SIEMENS

GRUNDFOS

Hidráulica, chimenea y silo ➔

CALDERAS AUTOMÁTICAS DE BIOMASA SMART 150–500–1500 kW

SMART HEATING TECHNOLOGY
South America

UNE-EN 303-5:2013
ISO 9001:2009

Eficiencia de 96%
Control por teléfono móvil
Control vía Internet

* Sujeto a estudio de composicion y prueba de combustible

Información y datos técnicos de las calderas SMART										
Modelo		150	180	220	250	300	350	400	450	500
Potencia nominal [Pn]	kW	150	180	220	250	300	350	400	450	500
Potencia a carga parcial [Pp]	kW	40	45	55	65	75	90	100	115	140
Eficiencia a potencia nominal	%	95	95	95	95	95	95	95	95	95
Eficiencia a potencia de carga parcial	%	96	96	96	96	96	96	96	96	96
Clasificación de caldera		5	5	5	5	5	5	5	5	5

SMART **HEATING** TECHNOLOGY

South America

Respeto a la naturaleza
Ahorro para los clientes
Confort para los usuarios

SOLUCIÓN DE CALEFACCIÓN SMART HEATING

Solución Completa de Biomasa para Calefacción Industrial incluyendo Radiadores, Ventiladores Interiores, Regulación y Control On-line

▪ Solución de Contenedor móvil completo o Solución de Caldera de Biomasa individual ▪ Agua caliente / Opción de calefacción aire caliente ▪ Solución hidraulica y Electrica completa para calentar varios edificios ▪ 2–10 instalación de termostatos en cada edificio ▪ Control y Regulación completa para todos los circuitos de calefacción ▪ Posibilidad e Instalación de contadores certificados para controlar la energía ▪ Control remoto sobre Internet/GSM ▪ Notificación inmediata de la alteración de las condiciones de trabajo

SALAS DE CALDERAS MÓVILES SMART 150–500–1500 kW

Para los equipos del contenedor

*5 años de garantía completa bajo petición

UNE-EN 303-5:2013
ISO 9001:2009

Eficiencia de 96%
Control por teléfono móvil
Control vía Internet

Soluciones técnicas de Contenedor Móvil:

- Edificio de apartamentos
- Edificios multifuncionales
- Centros Comerciales
- Plantas de producción e instalaciones industriales e instalaciones de almacenamiento
- Granjas de agricultura, acuicultura, incl. piscicultura y horticultura
- Hoteles/Moteles/Centros Spa/Piscinas /Pabellones de Deporte
- Edificios municipales
- Colegios, Hospitales, Complejo de Policía y Fuerzas Armadas
- Distritos de la ciudad



SMART **HEATING** TECHNOLOGY

South America

Respeto a la naturaleza
Ahorro para los clientes
Confort para los usuarios

SOLUCIÓN DE CALEFACCIÓN SMART INVERNADERO

Solución Completa de Biomasa para Calefacción en Invernadero incluyendo Ventiladores Interiores, Regulación y Control On-line

▪ Solución Móvil Completa de Contenedor o Solución de Caldera de Biomasa individual ▪ Opción de Agua Caliente / Aire Caliente para Calefacción Invernadero ▪ Solución hidráulica & eléctrica para dar calefacción a múltiples Invernaderos ▪ Instalación de 2–4 termostatos en cada Invernadero ▪ Control y Regulación Completa de todos los circuitos de calefacción ▪ Control Remoto sobre Internet / GSM ▪ Notificación instantanea de alteraciones de las condiciones de trabajo

SALAS DE CALDERAS MÓVILES SMART 150–500–1500 kW

Para los equipos del contenedor

*5 años de garantía completa bajo petición

UNE-EN 303-5:2013
ISO 9001:2009

Rendimiento del 96 %
Control por teléfono móvil
Control vía Internet

Opciones de diseño de los ventiladores interiores:

Opciones para la Calefacción Smart:

- Calefacción Invernadero – Agua caliente / Aire caliente
- Granja avicola – Agua caliente / Aire caliente
- Granja de ganado Agua caliente – Agua caliente / Aire caliente
- Granja de cerdos – Agua caliente / Aire caliente/Preparación DHW
- Piscicultora – Agua caliente / Aire caliente
- ZOO – Agua caliente / Aire caliente
- Soluciones de secado & agua caliente doméstica

SMART HEATING TECHNOLOGY
South America

COMO TRABAJAMOS CON NUESTROS CLIENTES
Smart Heating Technology s.r.o.

1. Evaluamos la situación actual
2. Proponemos las mejores soluciones técnicas
3. Calculamos los costos y la amortización
4. Fabricación a medida
5. Entrega e instalación
6. Monitorizamos la instalación 24/7
7. Mantenimientos periódicos
8. Suministramos combustible

Analizamos sus necesidades de forma detallada

Fabricamos a medida bajo demanda

Nos preocupamos por nuestros clientes

SMART HEATING TECHNOLOGY s.r.o.
U Statku 653/24, 717 00 Ostrava-Bartovice
República Checa
www.SmartHeating.cz

Para más información técnica y precios, contacte con nuestro departamento comercial:
Tel.: +420 777 960 560
+420 734 751 655
+420 777 258 481
Email: Sales@SmartHeating.cz
Info@SmartHeating.cz

Jan Sabo
Director de Ventas LATAM
Mobile: +56 9 9383 5134
Chile@SmartHeating.cz

Instalador Autorizado:

SMART **HEATING** TECHNOLOGY

South America

Respeto a la naturaleza
Ahorro para los clientes
Confort para los usuarios



Salas de Calderas Móviles Pre-Fabricadas

BIO-HOUSE 150–500–1 500 kW

▪ Diseño de estructura galvanizada con paneles PUR especificación de acuerdo con las necesidades del cliente ▪ Diseño de apertura del silo hidráulica/manual ▪ Calderas de Biomasa Tecnología Smart 150–500–1500 kW ▪ Posibilidad de calderas de respaldo de Fueloil/Gas ▪ Solución completa silo de astillas y pellets ▪ Solución para el conducto de humos y chimenea ▪ Instalación hidráulica completa ▪ Sistema de medición y regulación ▪ Eficiencia de combustión del 96 % ▪ Solución técnica flexible ▪ Posiblidad de diseño externo y características especiales bajo demanda

Diseñado y elaborado especialmente para la República de Chile

SALAS DE CALDERAS MÓVILES PRE-FABRICADAS

BIO-HOUSE 150–500–1500 kW

5 años GARANTÍA*

Para los equipos del contenedor

*5 años de garantía completa bajo petición



Diseño del Smart House



Diseño del Smart House con Silo



Diseño Especial de la Smart House

Especificaciones y Diseño

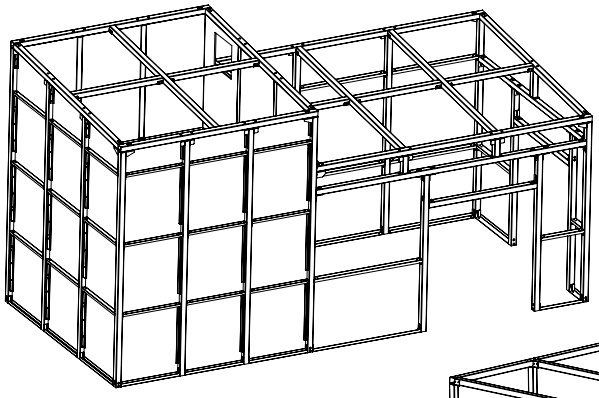

Diseño de la Smart House con Silo

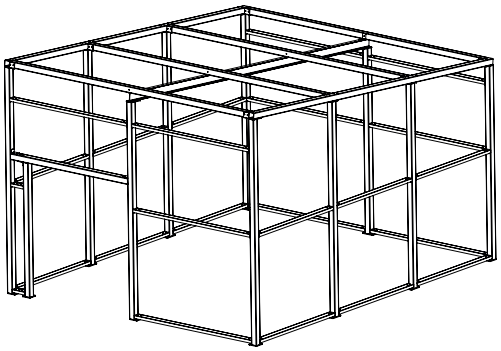

Diseño del Smart House

Opciones para la Solución Técnica de Smart House Pre-fabricada:

- Solución con/sin silo
- Diseño Bio-House Izquierda / Derecha
- Techo hidraulico / Manual para Caldera Smart House de astilla
- Diseño de puertas cristal / metal
- Caracteristicas especiales de seguridad
- Diseño externo de acuerdo a necesidades especiales del cliente

Dimensiones mínimas - máximas del BIO-HOUSE:

3 x 3 m – 9 x 9 m

Opciones de Diseño de Colores Estándar:

RAL 3011 | RAL 9002 | RAL 5010 | RAL 9006 | RAL 6021 | RAL 7016

En colaboración con:

SIEMENS

GRUNDFOS

Hidráulica, chimenea y silo

AUTOMATIC BIOMASS BOILERS SMART 150–500–1500 kW

SMART HEATING TECHNOLOGY
South America

ČSN-EN 303.5 / 2013
ISO 9001:2009

Eficiencia de 96%
Control por teléfono móvil
Control vía Internet

* Sujeto a estudio de composicion y prueba de combustible

Información y datos técnicos de las calderas SMART										
Modelo		150	180	220	250	300	350	400	450	500
Potencia nominal [Pn]	kW	150	180	220	250	300	350	400	450	500
Potencia a carga parcial [Pp]	kW	40	45	55	65	75	90	100	115	140
Eficiencia a potencia nominal	%	95	95	95	95	95	95	95	95	95
Eficiencia a potencia de carga parcial	%	96	96	96	96	96	96	96	96	96
Clasificación de caldera		5	5	5	5	5	5	5	5	5



SMART HEATING TECHNOLOGY
South America

COMO TRABAJAMOS CON NUESTROS CLIENTES
Smart Heating Technology s.r.o.

1. Evaluamos la situación actual
2. Proponemos las mejores soluciones técnicas
3. Calculamos los costos y la amortización
4. Fabricación a medida
5. Entrega e instalación
6. Monitorizamos la instalación 24/7
7. Mantenimientos periódicos
8. Suministramos combustible

Analizamos sus necesidades de forma detallada

Fabricamos a medida bajo demanda

Nos preocupamos por nuestros clientes

SMART HEATING TECHNOLOGY s.r.o.
U Statku 653/24, 717 00 Ostrava-Bartovice
República Checa
www.SmartHeating.cz

Para más información técnica y precios, contacte con nuestro departamento comercial:
Tel.: +420 777 960 560
+420 734 751 655
+420 777 258 481
Email: Sales@SmartHeating.cz
Info@SmartHeating.cz

Jan Sabo
Director de Ventas LATAM
Mobile: +56 9 9383 5134
Chile@SmartHeating.cz

Instalador Autorizado:

SMART **HEATING** TECHNOLOGY

South America

Respeto a la naturaleza
Ahorro para los clientes
Confort para los usuarios

TANQUES DE ACUMULACIÓN

500–5000 l

▪ Acero / Opción acero inoxidable ▪ Superficie protegido con emulsión anticorrosiva ▪ Variación del grosor del aislante ▪ Variación del color del aislante ▪ Opción de dimensiones y especificaciones a medida ▪ Opción de elemento de calefacción para protección anticongelante

Diseñado y elaborado especialmente para la República de Chile

TANQUES DE ACUMULACIÓN
FE AKU

SMART HEATING TECHNOLOGY
South America

ISO 9001:2009

Especificación Técnica:

Material	Acero CSN 11 321
Acabado exterior con protección	emulsión anticorrosiva
Acabado interior	sin tratamiento
Presión máxima de operación	0,6 MPa (6 bar)
Temperatura máxima de operación	100 °C
Garantía	36 Meses

Esquemas del Tanque:

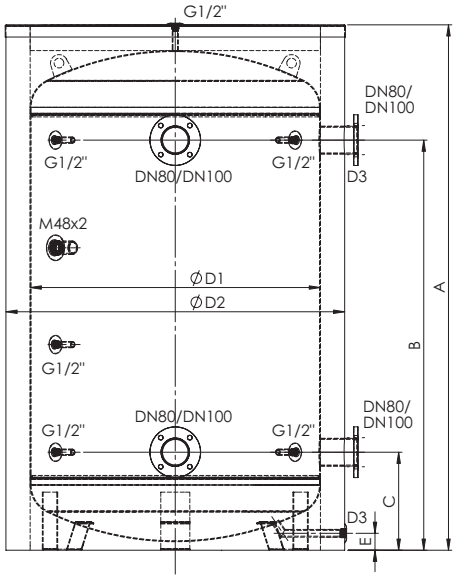

FE AKU – Tanque de acumulación con bridas de conexión DN80/PN6

Volumen (l)	A (mm)	B (mm)	C (mm)	E (mm)	øD1 (mm)	øD2 (mm)	D3	Peso (kg)	Aislante (mm)	THL-I (kWh/día)
500	1910	1565	270	40	600	700	G1/2"	98	Aislante removible hecho de espuma hecha de PUR suave CELLA PV 100 mm	2,45
750	1730	1345	300	55	790	990	G1/2"	130		2,97
800	1830	1445	300	55	790	990	G1/2"	135		3,12
900	1980	1595	300	55	790	990	G1/2"	142		3,35
1000	2230	1845	300	55	790	990	G1/2"	154		3,73
1200	2050	1635	340	65	950	1150	G3/4"	190		4,23
1500	2450	2035	340	65	950	1150	G3/4"	218		4,94
2000	2170	1695	400	70	1200	1400	G3/4"	320		5,74
3000	2285	1875	330	80	1400	1600	G3/4"	432		7,23
4000	2395	1930	385	110	1600	1800	G3/4"	578		8,78
5000	2895	2430	385	110	1600	1800	G3/4"	676		10,22

Peso – peso del tanque de acumulación sin aislante, THL-I – Pérdida de calor termico del tanque de acumulación aislado con temperatura de agua 80 °C

FE AKU – Tanque de acumulación con bridas de conexión DN100/PN6

Volumen (l)	A (mm)	B (mm)	C (mm)	E (mm)	øD1 (mm)	øD2 (mm)	D3	Peso (kg)	Aislante (mm)	THL-I (kWh/día)
500	1910	1565	270	40	600	700	G1/2"	100	Aislante removible hecho de espuma hecha de PUR suave CELLA PV 100 mm	2,45
750	1730	1345	300	55	790	990	G1/2"	132		2,97
800	1830	1445	300	55	790	990	G1/2"	137		3,12
900	1980	1595	300	55	790	990	G1/2"	144		3,35
1000	2230	1845	300	55	790	990	G1/2"	156		3,73
1200	2050	1635	340	65	950	1150	G3/4"	192		4,23
1500	2450	2035	340	65	950	1150	G3/4"	220		4,94
2000	2170	1695	400	70	1200	1400	G3/4"	322		5,74
3000	2285	1875	330	80	1400	1600	G3/4"	434		7,23
4000	2395	1930	385	110	1600	1800	G3/4"	580		8,78
5000	2895	2430	385	110	1600	1800	G3/4"	678		10,22

Peso – peso del tanque de acumulación sin aislante, THL-I – Pérdida de calor termico del tanque de acumulación aislado con temperatura de agua 80 °C

TANQUES DE ACUMULACIÓN

FE AKU ST

SMART HEATING TECHNOLOGY
South America

ISO 9001:2009

Especificación Técnica:

Material	Acero CSN 11 321
Acabado exterior con protección	emulsión anticorrosiva
Acabado interior	sin tratamiento
Presión máxima de operación	0,6 MPa (6 bar)
Temperatura máxima de operación	100 °C
Garantía	36 Meses

Esquemas del Tanque:

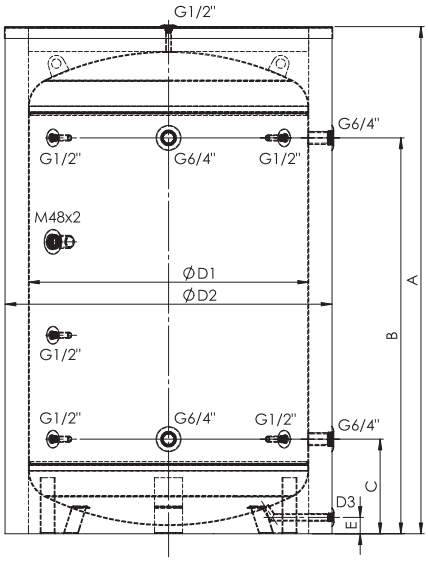

FE AKU ST – Tanque de acumulación con tuberia taladrada G $^{6}/_{4}$

Volumen (l)	A (mm)	B (mm)	C (mm)	E (mm)	øD1 (mm)	øD2 (mm)	D3	Peso (kg)	Aislante (mm)	THL-I (kWh/día)
500	1910	1565	270	40	600	700	G$^{1}/_{2}$"	82	Aislante removible hecho de espuma hecha de PUR suave CELLA PV 100 mm	2,45
750	1730	1345	300	55	790	990	G$^{1}/_{2}$"	114		2,97
800	1830	1445	300	55	790	990	G$^{1}/_{2}$"	119		3,12
900	1980	1595	300	55	790	990	G$^{1}/_{2}$"	126		3,35
1000	2230	1845	300	55	790	990	G$^{1}/_{2}$"	138		3,73
1200	2050	1635	340	65	950	1150	G$^{3}/_{4}$"	174		4,23
1500	2450	2035	340	65	950	1150	G$^{3}/_{4}$"	202		4,94
2000	2170	1695	400	70	1200	1400	G$^{3}/_{4}$"	304		5,74
3000	2285	1875	330	80	1400	1600	G$^{3}/_{4}$"	416		7,23
4000	2395	1930	385	110	1600	1800	G$^{3}/_{4}$"	562		8,78
5000	2895	2430	385	110	1600	1800	G$^{3}/_{4}$"	660		10,22

Peso – peso del tanque de acumulación sin aislante, THL-I – Pérdida de calor termico del tanque de acumulación aislado con temperatura de agua 80 °C

Galería de Fotos ↓



SMART HEATING TECHNOLOGY
South America

COMO TRABAJAMOS CON NUESTROS CLIENTES
Smart Heating Technology s.r.o.

1. Evaluamos la situación actual
2. Proponemos las mejores soluciones técnicas
3. Calculamos los costos y la amortización
4. Fabricación a medida
5. Entrega e instalación
6. Monitorizamos la instalación 24/7
7. Mantenimientos periódicos
8. Suministramos combustible

Analizamos sus necesidades de forma detallada

Fabricamos a medida bajo demanda

Nos preocupamos por nuestros clientes

SMART HEATING TECHNOLOGY s.r.o.
U Statku 653/24, 717 00 Ostrava-Bartovice
República Checa
www.SmartHeating.cz

Para más información técnica y precios, contacte con nuestro departamento comercial:
Tel.: +420 777 960 560
+420 734 751 655
+420 777 258 481
Email: Sales@SmartHeating.cz
Info@SmartHeating.cz

Jan Sabo
Director de Ventas LATAM
Mobile: +56 9 9383 5134
Chile@SmartHeating.cz

Instalador Autorizado:

SMART **HEATING**
TECHNOLOGY

South America



COMPUERTA HIDRAULICA SMART

▪ Diseño sencillo / doble hoja para llenado automático del transporte y almacenamiento de biocombustible ▪ Instalación hidraulica completa, pistones y canalización ▪ Diseño resistente a la interperie con sistema de eliminación de humedad ▪ Opcional diseño con plataforma de inspección y barreras de protección ▪ Control remoto ▪ Indicación lumínica y sonora de movimiento y aviso de máxima apertura ▪ Monitorización e indicación de nivel de llenado del silo acorde con el diseño de llenado ▪ Rejijlla de protección anticaídas ▪ Entrada de servicio para entrada de emergencia en el silo

Diseñado y elaborado especialmente para la República de Chile

COMPUERTA HIDRAULICA SMART

Respeto a la naturaleza
Ahorro para los clientes
Confort para los usuarios

ISO 9001:2009

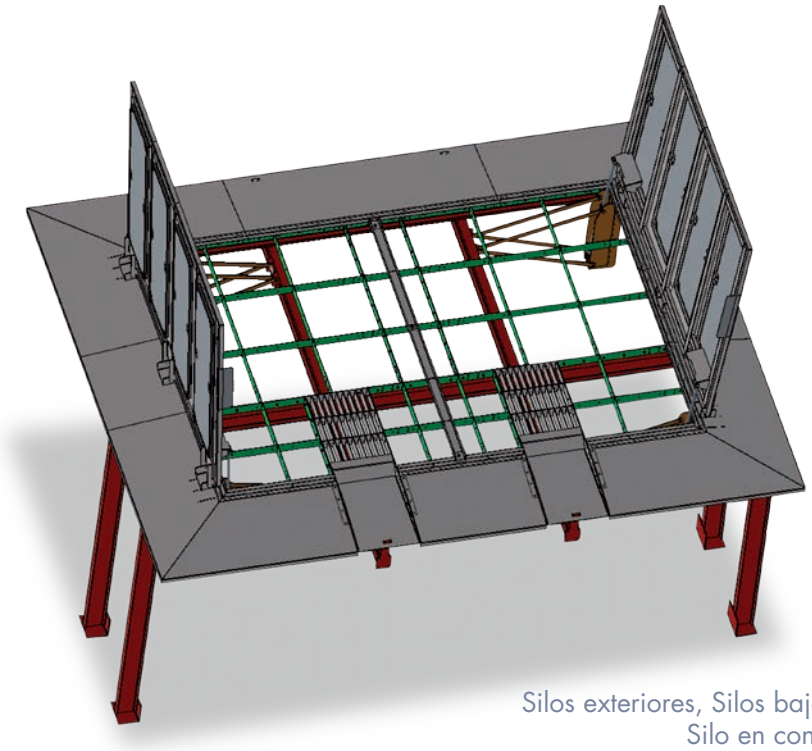

Uso:

Silos exteriores, Silos bajo tierra,
Silo en contenedor

Dimensiones:

Minimo – Dimensiones minimas de la arqueta: 1 x 1 m – 6 x 6 m

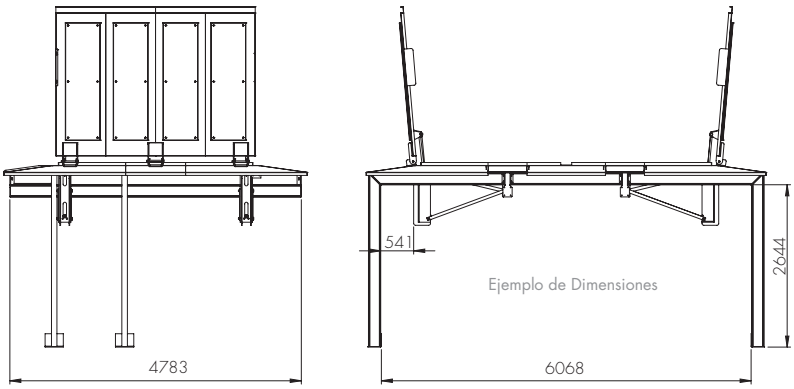

Especificación y diseño:

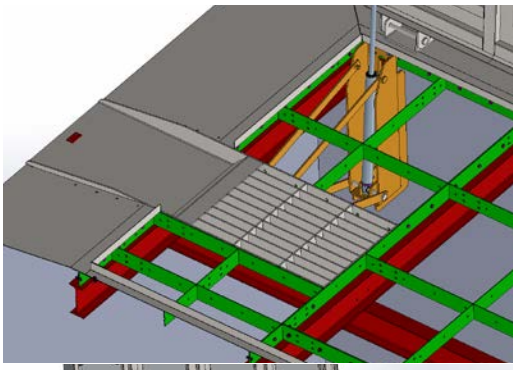

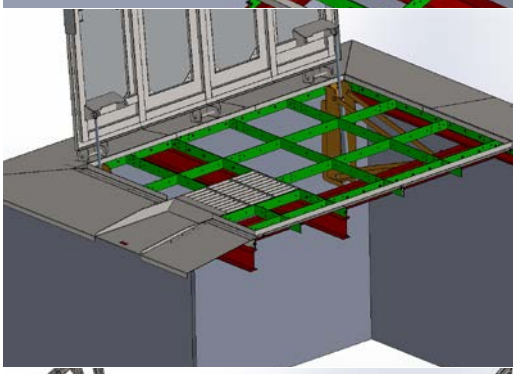

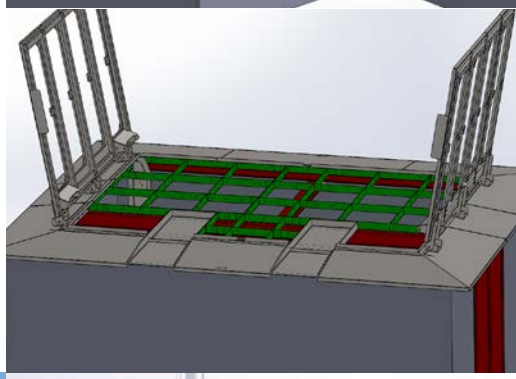

Galería de Fotos ➔

SMART HEATING TECHNOLOGY
South America

SMART HEATING TECHNOLOGY s.r.o.
U Statku 653/24, 717 00 Ostrava-Bartovice
República Checa
Email:Sales@SmartHeating.cz
www.SmartHeating.cz

Instalador Autorizado
Jan Sabo
Director de Ventas LATAM
Mobile: +56 9 9383 5134
Chile@SmartHeating.cz

SMART **HEATING**
TECHNOLOGY

South America

SMART REFERENCE BOOK 2019/2020

SMART HEATING TECHNOLOGY

SMART HEATING TECHNOLOGY

SMART REFERENCE LIST | SMART INDIVIDUAL INSTALLATION SOLUTION 150 KW

BASIC SCHOOL, TOWN OF FAYETTE, MAINE, US

Fuel	Actual use reported for heating year: July 2012 to June 2013	July 2013 to June 2014	July 2014 to June 2015	July 2015 to June 2016
Pellets				
Used (tons)	1.00	55.75	85.56	57.33
Actual Cost (fuel + shipping)	$175.00	$10,035.00	$15,041.00	$11.321.15
Oil				
Used (gallons)	8,230.00	1,755.00	708.00	168.80
Actual Cost (fuel + shipping)	$25,431.00	$5,874.00	$2,260.00	$263.16
Total Cost (total both Actual Costs)	$25,606.00	$15,909.00	$17,301.00	$11.584.31

SMART HEATING TECHNOLOGY

SMART HEATING TECHNOLOGY s.r.o., U Statku 653/24, 717 00 Ostrava-Bartovice, Czech Republic, www.SmartHeating.cz

SMART HEATING TECHNOLOGY

SMART HEATING TECHNOLOGY
SMART REFERENCE LIST | SMART HYDRAULIC HATCH
SWEDEN

SMART HEATING TECHNOLOGY

SMART HEATING TECHNOLOGY s.r.o., U Statku 653/24, 717 00 Ostrava-Bartovice, Czech Republic, www.SmartHeating.cz

SMART HEATING TECHNOLOGY

SMART HEATING TECHNOLOGY
SMART REFERENCE LIST | SMART HYDRAULIC HATCH
SWEDEN

SMART HEATING TECHNOLOGY

SMART HEATING TECHNOLOGY s.r.o., U Statku 653/24, 717 00 Ostrava-Bartovice, Czech Republic, www.SmartHeating.cz

SMART HEATING TECHNOLOGY

SMART HEATING TECHNOLOGY
SMART REFERENCE LIST | SMART HYDRAULIC HATCH
SWEDEN

SMART HEATING TECHNOLOGY

SMART HEATING TECHNOLOGY s.r.o., U Statku 653/24, 717 00 Ostrava-Bartovice, Czech Republic, www.SmartHeating.cz

SWEDEN

IRELAND







SMART HEATING TECHNOLOGY

SMART HEATING TECHNOLOGY
SMART REFERENCE LIST | SMART HYDRAULIC HATCH
IRELAND

SMART HEATING TECHNOLOGY

SMART HEATING TECHNOLOGY s.r.o., U Statku 653/24, 717 00 Ostrava-Bartovice, Czech Republic, www.SmartHeating.cz

SMART **HEATING** TECHNOLOGY

SMART HEATING TECHNOLOGY

SMART REFERENCE LIST | SMART WOOD CHIPS DRYER 560 KW

SMART HOT-WATER – HOT-AIR AIR HANDLING UNIT 560 KW, AIR FLOW 32 000 M³/H, AIR TEMPERATURE WORKING RANGE 30/81,4°C, WATER FLOW 26,01 M³/H, WATER TEMPERATURE WORKING RANGE 85/65°C, ETHYLENE-GLYCOL MIXTURE 30%, 13 120 MM X 5 995 MM GALVANIZED STEEL STRUCTURE, 10 TONS / M² DYNAMIC WEIGHT CAPACITY, SPECIAL PERFORATED PLATES, CORNER PLATES, WALL PROTECTION BARRIERS, MOISTURE-EXHAUSTING WALL FANS, WITH SILENCERS FOR 35DB, FIRE-PROOF FLAPS, TEMPERATURE SENSORS, MOISTURE SENSORS, REMOTE ICLOUD MONITORING
DARUVAR, CROATIA

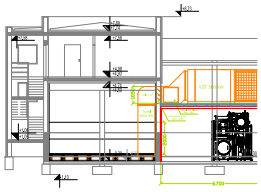

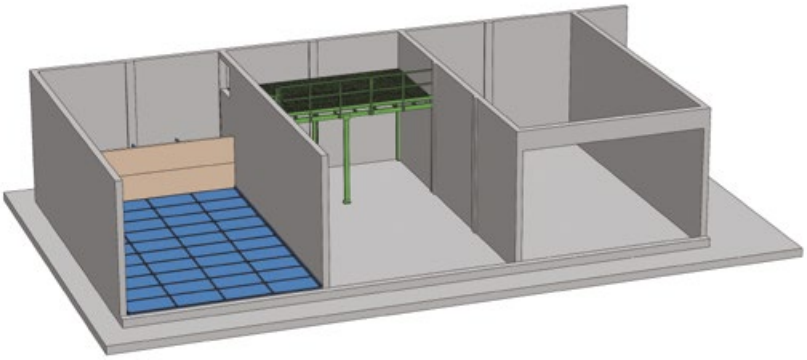

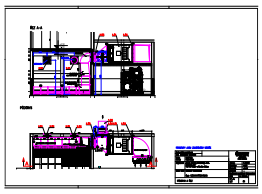

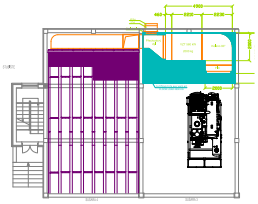

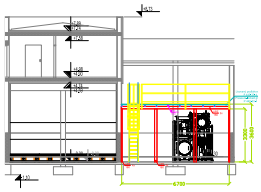

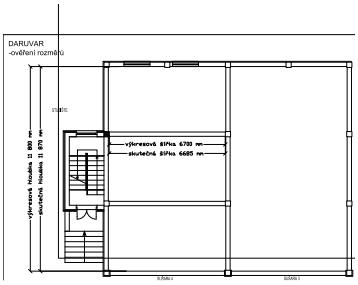

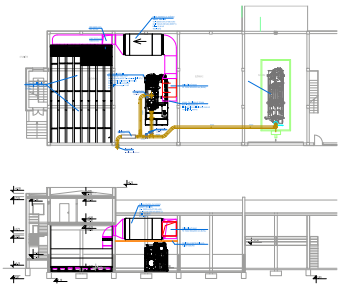

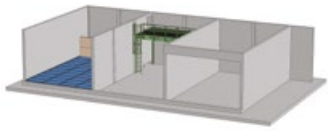

SMART **HEATING** TECHNOLOGY

SMART HEATING TECHNOLOGY

SMART REFERENCE LIST | SMART WOOD CHIPS DRYER 560 KW

SMART HOT-WATER – HOT-AIR AIR HANDLING UNIT 560 KW, AIR FLOW 32 000 M³/H, AIR TEMPERATURE WORKING RANGE 30/81,4°C, WATER FLOW 26,01 M³/H, WATER TEMPERATURE WORKING RANGE 85/65°C, ETHYLENE-GLYCOL MIXTURE 30%, 13 120 MM X 5 995 MM GALVANIZED STEEL STRUCTURE, 10 TONS / M² DYNAMIC WEIGHT CAPACITY, SPECIAL PERFORATED PLATES, CORNER PLATES, WALL PROTECTION BARRIERS, MOISTURE-EXHAUSTING WALL FANS, WITH SILENCERS FOR 35DB, FIRE-PROOF FLAPS, TEMPERATURE SENSORS, MOISTURE SENSORS, REMOTE ICLOUD MONITORING
DARUVAR, CROATIA

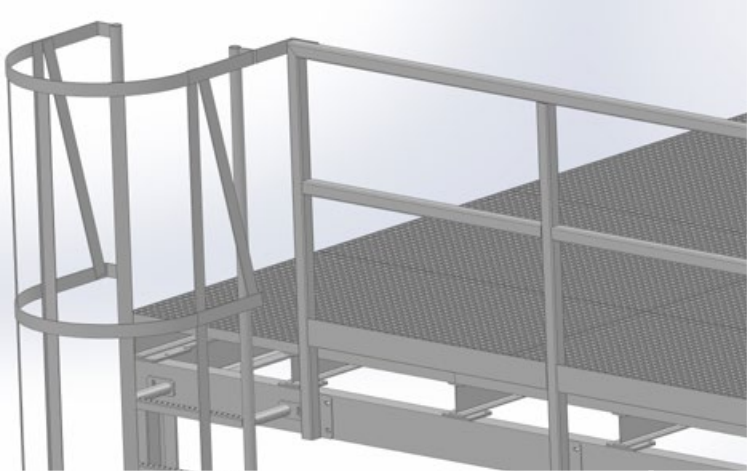



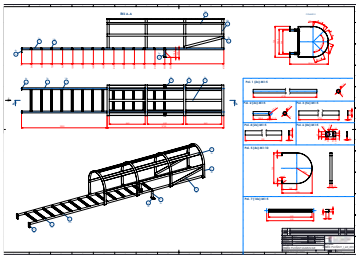

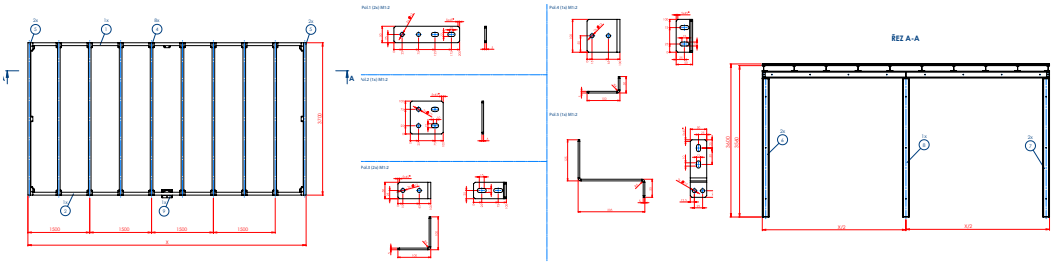

SMART **HEATING** TECHNOLOGY

SMART HEATING TECHNOLOGY s.r.o., U Statku 653/24, 717 00 Ostrava-Bartovice, Czech Republic, www.SmartHeating.cz

SMART **HEATING** TECHNOLOGY

SMART HEATING TECHNOLOGY

SMART REFERENCE LIST | SMART WOOD CHIPS DRYER 560 KW

SMART HOT-WATER – HOT-AIR AIR HANDLING UNIT 560 KW, AIR FLOW 32 000 M³/H, AIR TEMPERATURE WORKING RANGE 30/81,4°C, WATER FLOW 26,01 M³/H, WATER TEMPERATURE WORKING RANGE 85/65°C, ETHYLENE-GLYCOL MIXTURE 30%, 13 120 MM X 5 995 MM GALVANIZED STEEL STRUCTURE, 10 TONS / M² DYNAMIC WEIGHT CAPACITY, SPECIAL PERFORATED PLATES, CORNER PLATES, WALL PROTECTION BARRIERS, MOISTURE-EXHAUSTING WALL FANS, WITH SILENCERS FOR 35DB, FIRE-PROOF FLAPS, TEMPERATURE SENSORS, MOISTURE SENSORS, REMOTE ICLOUD MONITORING
DARUVAR, CROATIA

SMART **HEATING** TECHNOLOGY

SMART HEATING TECHNOLOGY

SMART REFERENCE LIST | SMART WOOD CHIPS DRYER 560 KW

SMART HOT-WATER – HOT-AIR AIR HANDLING UNIT 560 KW, AIR FLOW 32 000 M³/H, AIR TEMPERATURE WORKING RANGE 30/81,4°C, WATER FLOW 26,01 M³/H, WATER TEMPERATURE WORKING RANGE 85/65°C, ETHYLENE-GLYCOL MIXTURE 30%, 13 120 MM X 5 995 MM GALVANIZED STEEL STRUCTURE, 10 TONS / M² DYNAMIC WEIGHT CAPACITY, SPECIAL PERFORATED PLATES, CORNER PLATES, WALL PROTECTION BARRIERS, MOISTURE-EXHAUSTING WALL FANS, WITH SILENCERS FOR 35DB, FIRE-PROOF FLAPS, TEMPERATURE SENSORS, MOISTURE SENSORS, REMOTE ICLOUD MONITORING
DARUVAR, CROATIA

SMART **HEATING** TECHNOLOGY

SMART HEATING TECHNOLOGY s.r.o., U Statku 653/24, 717 00 Ostrava-Bartovice, Czech Republic, www.SmartHeating.cz

SMART **HEATING** TECHNOLOGY

SMART HEATING TECHNOLOGY

SMART REFERENCE LIST | SMART WOOD CHIPS DRYER 560 KW

SMART HOT-WATER – HOT-AIR AIR HANDLING UNIT 560 KW, AIR FLOW 32 000 M³/H, AIR TEMPERATURE WORKING RANGE 30/81,4°C, WATER FLOW 26,01 M³/H, WATER TEMPERATURE WORKING RANGE 85/65°C, ETHYLENE-GLYCOL MIXTURE 30%, 13 120 MM X 5 995 MM GALVANIZED STEEL STRUCTURE, 10 TONS / M² DYNAMIC WEIGHT CAPACITY, SPECIAL PERFORATED PLATES, CORNER PLATES, WALL PROTECTION BARRIERS, MOISTURE-EXHAUSTING WALL FANS, WITH SILENCERS FOR 35DB, FIRE-PROOF FLAPS, TEMPERATURE SENSORS, MOISTURE SENSORS, REMOTE ICLOUD MONITORING
DARUVAR, CROATIA

SMART **HEATING** TECHNOLOGY

SMART HEATING TECHNOLOGY

SMART REFERENCE LIST | SMART WOOD CHIPS DRYER 560 KW

SMART HOT-WATER – HOT-AIR AIR HANDLING UNIT 560 KW, AIR FLOW 32 000 M³/H, AIR TEMPERATURE WORKING RANGE 30/81,4°C, WATER FLOW 26,01 M³/H, WATER TEMPERATURE WORKING RANGE 85/65°C, ETHYLENE-GLYCOL MIXTURE 30%, 13 120 MM X 5 995 MM GALVANIZED STEEL STRUCTURE, 10 TONS / M² DYNAMIC WEIGHT CAPACITY, SPECIAL PERFORATED PLATES, CORNER PLATES, WALL PROTECTION BARRIERS, MOISTURE-EXHAUSTING WALL FANS, WITH SILENCERS FOR 35DB, FIRE-PROOF FLAPS, TEMPERATURE SENSORS, MOISTURE SENSORS, REMOTE ICLOUD MONITORING
DARUVAR, CROATIA

SMART **HEATING** TECHNOLOGY

SMART HEATING TECHNOLOGY s.r.o., U Statku 653/24, 717 00 Ostrava-Bartovice, Czech Republic, www.SmartHeating.cz

SMART **HEATING** TECHNOLOGY

SMART HEATING TECHNOLOGY

SMART REFERENCE LIST | SMART WOOD CHIPS DRYER 560 KW

SMART HOT-WATER – HOT-AIR AIR HANDLING UNIT 560 KW, AIR FLOW 32 000 M³/H, AIR TEMPERATURE WORKING RANGE 30/81,4°C, WATER FLOW 26,01 M³/H, WATER TEMPERATURE WORKING RANGE 85/65°C, ETHYLENE-GLYCOL MIXTURE 30%, 13 120 MM X 5 995 MM GALVANIZED STEEL STRUCTURE, 10 TONS / M² DYNAMIC WEIGHT CAPACITY, SPECIAL PERFORATED PLATES, CORNER PLATES, WALL PROTECTION BARRIERS, MOISTURE-EXHAUSTING WALL FANS, WITH SILENCERS FOR 35DB, FIRE-PROOF FLAPS, TEMPERATURE SENSORS, MOISTURE SENSORS, REMOTE ICLOUD MONITORING
DARUVAR, CROATIA

SMART **HEATING** TECHNOLOGY

SMART HEATING TECHNOLOGY

SMART REFERENCE LIST | SMART WOOD CHIPS DRYER 560 KW

SMART HOT-WATER – HOT-AIR AIR HANDLING UNIT 560 KW, AIR FLOW 32 000 M³/H, AIR TEMPERATURE WORKING RANGE 30/81,4°C, WATER FLOW 26,01 M³/H, WATER TEMPERATURE WORKING RANGE 85/65°C, ETHYLENE-GLYCOL MIXTURE 30%, 13 120 MM X 5 995 MM GALVANIZED STEEL STRUCTURE, 10 TONS / M² DYNAMIC WEIGHT CAPACITY, SPECIAL PERFORATED PLATES, CORNER PLATES, WALL PROTECTION BARRIERS, MOISTURE-EXHAUSTING WALL FANS, WITH SILENCERS FOR 35DB, FIRE-PROOF FLAPS, TEMPERATURE SENSORS, MOISTURE SENSORS, REMOTE ICLOUD MONITORING
DARUVAR, CROATIA

SMART **HEATING** TECHNOLOGY

SMART HEATING TECHNOLOGY s.r.o., U Statku 653/24, 717 00 Ostrava-Bartovice, Czech Republic, www.SmartHeating.cz

SMART **HEATING** TECHNOLOGY

SMART HEATING TECHNOLOGY

SMART REFERENCE LIST | SMART WOOD CHIPS DRYER 560 KW

SMART HOT-WATER – HOT-AIR AIR HANDLING UNIT 560 KW, AIR FLOW 32 000 M³/H, AIR TEMPERATURE WORKING RANGE 30/81,4°C, WATER FLOW 26,01 M³/H, WATER TEMPERATURE WORKING RANGE 85/65°C, ETHYLENE-GLYCOL MIXTURE 30%,13 120 MM X 5 995 MM GALVANIZED STEEL STRUCTURE, 10 TONS / M² WEIGHT CAPACITY, SPECIAL PERFORATED PLATES, CORNER PLATES, WALL PROTECTION BARRIERS, MOISTURE-EXHAUSTING WALL FANS, FIRE-PROOF FLAPS, TEMPERATURE SENSORS, MOISTURE SENSORS, REMOTE ICLOUD MONITORING
VIROVITICA, CROATIA

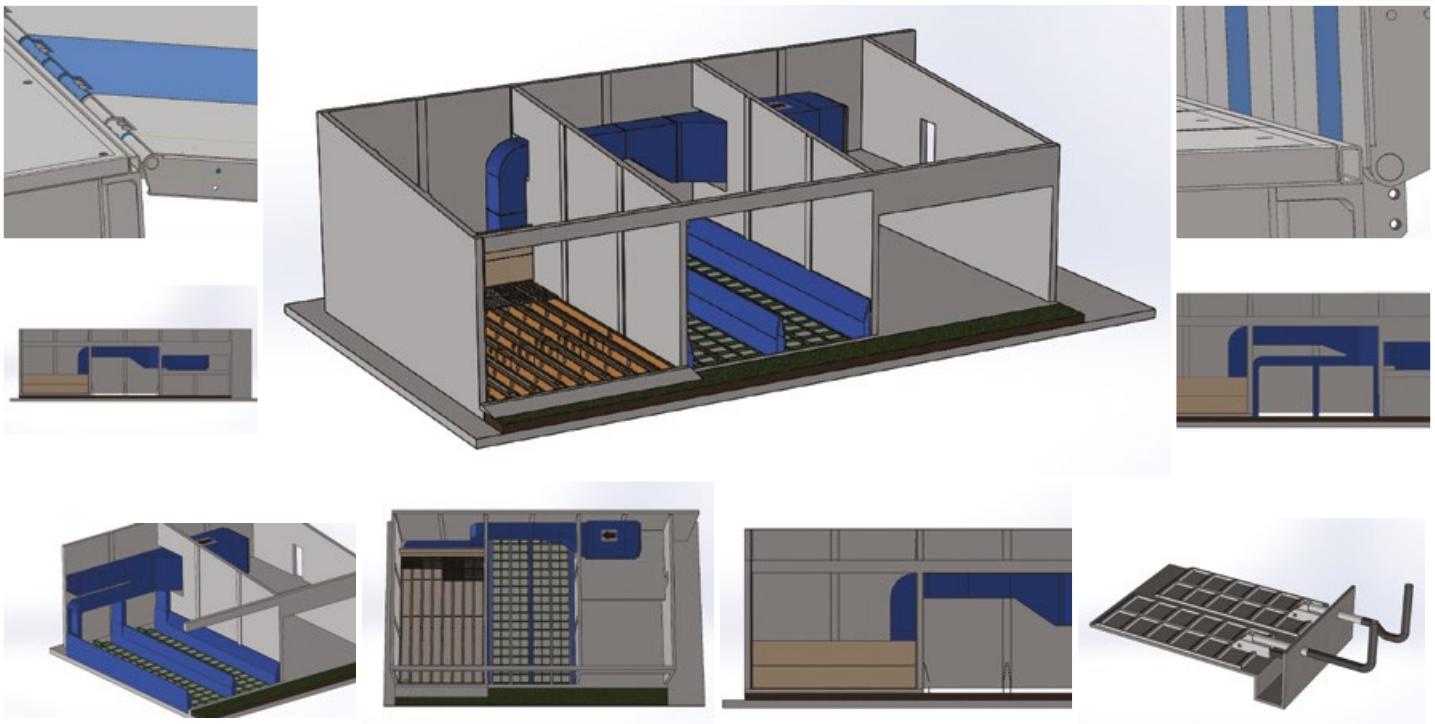

SMART **HEATING** TECHNOLOGY

SMART HEATING TECHNOLOGY

SMART REFERENCE LIST | SMART WOOD CHIPS DRYER 560 KW

SMART HOT-WATER – HOT-AIR AIR HANDLING UNIT 560 KW, AIR FLOW 32 000 M³/H, AIR TEMPERATURE WORKING RANGE 30/81,4°C, WATER FLOW 26,01 M³/H, WATER TEMPERATURE WORKING RANGE 85/65°C, ETHYLENE-GLYCOL MIXTURE 30%,13 120 MM X 5 995 MM GALVANIZED STEEL STRUCTURE, 10 TONS / M² WEIGHT CAPACITY, SPECIAL PERFORATED PLATES, CORNER PLATES, WALL PROTECTION BARRIERS, MOISTURE-EXHAUSTING WALL FANS, FIRE-PROOF FLAPS, TEMPERATURE SENSORS, MOISTURE SENSORS, REMOTE ICLOUD MONITORING
VIROVITICA, CROATIA

SMART **HEATING** TECHNOLOGY

SMART HEATING TECHNOLOGY s.r.o., U Statku 653/24, 717 00 Ostrava-Bartovice, Czech Republic, www.SmartHeating.cz

SMART **HEATING** TECHNOLOGY

SMART HEATING TECHNOLOGY

SMART REFERENCE LIST | SMART WOOD CHIPS DRYER 560 KW

SMART HOT-WATER – HOT-AIR AIR HANDLING UNIT 560 KW, AIR FLOW 32 000 M³/H, AIR TEMPERATURE WORKING RANGE 30/81,4°C, WATER FLOW 26,01 M³/H, WATER TEMPERATURE WORKING RANGE 85/65°C, ETHYLENE-GLYCOL MIXTURE 30%,13 120 MM X 5 995 MM GALVANIZED STEEL STRUCTURE, 10 TONS / M² WEIGHT CAPACITY, SPECIAL PERFORATED PLATES, CORNER PLATES, WALL PROTECTION BARRIERS, MOISTURE-EXHAUSTING WALL FANS, FIRE-PROOF FLAPS, TEMPERATURE SENSORS, MOISTURE SENSORS, REMOTE ICLOUD MONITORING
VIROVITICA, CROATIA

SMART **HEATING** TECHNOLOGY

SMART HEATING TECHNOLOGY

SMART REFERENCE LIST | SMART WOOD CHIPS DRYER 560 KW

SMART HOT-WATER – HOT-AIR AIR HANDLING UNIT 560 KW, AIR FLOW 32 000 M³/H, AIR TEMPERATURE WORKING RANGE 30/81,4°C, WATER FLOW 26,01 M³/H, WATER TEMPERATURE WORKING RANGE 85/65°C, ETHYLENE-GLYCOL MIXTURE 30%,13 120 MM X 5 995 MM GALVANIZED STEEL STRUCTURE, 10 TONS / M² WEIGHT CAPACITY, SPECIAL PERFORATED PLATES, CORNER PLATES, WALL PROTECTION BARRIERS, MOISTURE-EXHAUSTING WALL FANS, FIRE-PROOF FLAPS, TEMPERATURE SENSORS, MOISTURE SENSORS, REMOTE ICLOUD MONITORING
VIROVITICA, CROATIA

SMART **HEATING** TECHNOLOGY

SMART HEATING TECHNOLOGY s.r.o., U Statku 653/24, 717 00 Ostrava-Bartovice, Czech Republic, www.SmartHeating.cz

SMART **HEATING** TECHNOLOGY

SMART HEATING TECHNOLOGY

SMART REFERENCE LIST | SMART WOOD CHIPS DRYER 560 KW

SMART HOT-WATER – HOT-AIR AIR HANDLING UNIT 560 KW, AIR FLOW 32 000 M³/H, AIR TEMPERATURE WORKING RANGE 30/81,4°C, WATER FLOW 26,01 M³/H, WATER TEMPERATURE WORKING RANGE 85/65°C, ETHYLENE-GLYCOL MIXTURE 30%,13 120 MM X 5 995 MM GALVANIZED STEEL STRUCTURE, 10 TONS / M² WEIGHT CAPACITY, SPECIAL PERFORATED PLATES, CORNER PLATES, WALL PROTECTION BARRIERS, MOISTURE-EXHAUSTING WALL FANS, FIRE-PROOF FLAPS, TEMPERATURE SENSORS, MOISTURE SENSORS, REMOTE ICLOUD MONITORING
VIROVITICA, CROATIA

SMART **HEATING** TECHNOLOGY

SMART HEATING TECHNOLOGY

SMART REFERENCE LIST | SMART WOOD CHIPS DRYER 560 KW

SMART HOT-WATER – HOT-AIR AIR HANDLING UNIT 560 KW, AIR FLOW 32 000 M³/H, AIR TEMPERATURE WORKING RANGE 30/81,4°C, WATER FLOW 26,01 M³/H, WATER TEMPERATURE WORKING RANGE 85/65°C, ETHYLENE-GLYCOL MIXTURE 30%,13 120 MM X 5 995 MM GALVANIZED STEEL STRUCTURE, 10 TONS / M² WEIGHT CAPACITY, SPECIAL PERFORATED PLATES, CORNER PLATES, WALL PROTECTION BARRIERS, MOISTURE-EXHAUSTING WALL FANS, FIRE-PROOF FLAPS, TEMPERATURE SENSORS, MOISTURE SENSORS, REMOTE ICLOUD MONITORING
VIROVITICA, CROATIA

SMART **HEATING** TECHNOLOGY

SMART HEATING TECHNOLOGY s.r.o., U Statku 653/24, 717 00 Ostrava-Bartovice, Czech Republic, www.SmartHeating.cz

SMART HEATING TECHNOLOGY

SMART HEATING TECHNOLOGY

SMART REFERENCE LIST | SMART BIO–HOUSE SOLUTION 500 KW

GALVANIZED STRUCTURE SUPPORTED WITH STATIC CALCULATION, INSULATED PANELS 40 MM, CORNERS COVERING PLATES, GUTTERS, AIR VENTILATION GRIDS, BIG AND SMALL ENTRY DOORS, HYDRAULIC INSTALLATION, CHIMNEY INSTALLATION, MEASURING AND REGULATION BOX
CHICKEN FARM, SOMMEREN, NETHERLANDS

SMART HEATING TECHNOLOGY

SMART HEATING TECHNOLOGY

SMART REFERENCE LIST | SMART BIO–HOUSE SOLUTION 500 KW

GALVANIZED STRUCTURE SUPPORTED WITH STATIC CALCULATION, INSULATED PANELS 40 MM, CORNERS COVERING PLATES, GUTTERS, AIR VENTILATION GRIDS, BIG AND SMALL ENTRY DOORS, HYDRAULIC INSTALLATION, CHIMNEY INSTALLATION, MEASURING AND REGULATION BOX
CHICKEN FARM, SOMMEREN, NETHERLANDS

SMART HEATING TECHNOLOGY

SMART HEATING TECHNOLOGY

SMART REFERENCE LIST | SMART BIO–HOUSE SOLUTION 500 KW

GALVANIZED STRUCTURE SUPPORTED WITH STATIC CALCULATION, INSULATED PANELS 40 MM, CORNERS COVERING PLATES, GUTTERS, AIR VENTILATION GRIDS, BIG AND SMALL ENTRY DOORS, HYDRAULIC INSTALLATION, CHIMNEY INSTALLATION, MEASURING AND REGULATION BOX
CHICKEN FARM, SOMMEREN, NETHERLANDS

SMART HEATING TECHNOLOGY

SMART HEATING TECHNOLOGY

SMART REFERENCE LIST | SMART BIO-HOUSE SOLUTION 500 KW WITH MULTI-FUEL SILO WITH MOVING ROOF + 3 X 10 000 L ACCUMULATION TANKS

SMART BIO-HOUSE BOILER ROOM AND SILO GALVANIZED STRUCTURE SUPPORTED WITH STATIC CALCULATION, CHEMICAL ANCHORS, INSULATED KINGSPAN PANELS 80/100 MM, CORNERS COVERING PLATES, GUTTERS, AIR VENTILATION GRIDS, ENTRY DOORS, COMPLETE HYDRAULIC INSTALLATION INCL. MANIFOLD, 2 HEATING CIRCUITS, COMPLETE CHIMNEY INSTALLATION, SIEMENS MEASURING AND REGULATION BOX, GREEN HOUSES HEATING, KENLEY, VICTORIA, AUSTRALIA

SMART REFERENCE LIST | SMART BIO-HOUSE SOLUTION 500 KW WITH MULTI-FUEL SILO WITH MOVING ROOF + 3 X 10 000 L ACCUMULATION TANKS

SMART BIO-HOUSE BOILER ROOM AND SILO GALVANIZED STRUCTURE SUPPORTED WITH STATIC CALCULATION, CHEMICAL ANCHORS, INSULATED KINGSPAN PANELS 80/100 MM, CORNERS COVERING PLATES, GUTTERS, AIR VENTILATION GRIDS, ENTRY DOORS, COMPLETE HYDRAULIC INSTALLATION INCL. MANIFOLD, 2 HEATING CIRCUITS, COMPLETE CHIMNEY INSTALLATION, SIEMENS MEASURING AND REGULATION BOX, GREEN HOUSES HEATING, KENLEY, VICTORIA, AUSTRALIA


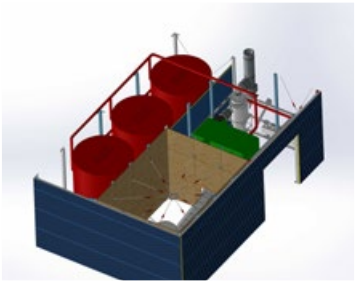
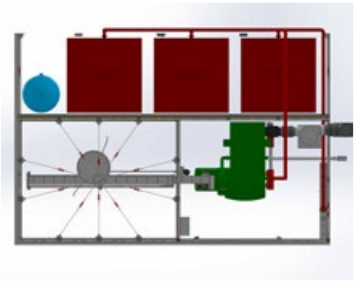

SMART HEATING TECHNOLOGY

SMART HEATING TECHNOLOGY

SMART REFERENCE LIST | SMART BIO-HOUSE SOLUTION 500 KW WITH MULTI-FUEL SILO WITH MOVING ROOF + 3 X 10 000 L ACCUMULATION TANKS

SMART BIO-HOUSE BOILER ROOM AND SILO GALVANIZED STRUCTURE SUPPORTED WITH STATIC CALCULATION, CHEMICAL ANCHORS, INSULATED KINGSPAN PANELS 80/100 MM, CORNERS COVERING PLATES, GUTTERS, AIR VENTILATION GRIDS, ENTRY DOORS, COMPLETE HYDRAULIC INSTALLATION INCL. MANIFOLD, 2 HEATING CIRCUITS, COMPLETE CHIMNEY INSTALLATION, SIEMENS MEASURING AND REGULATION BOX, GREEN HOUSES HEATING, KENLEY, VICTORIA, AUSTRALIA

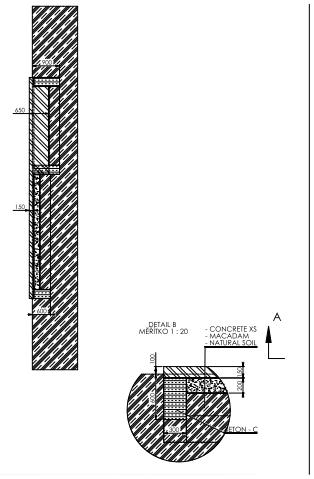
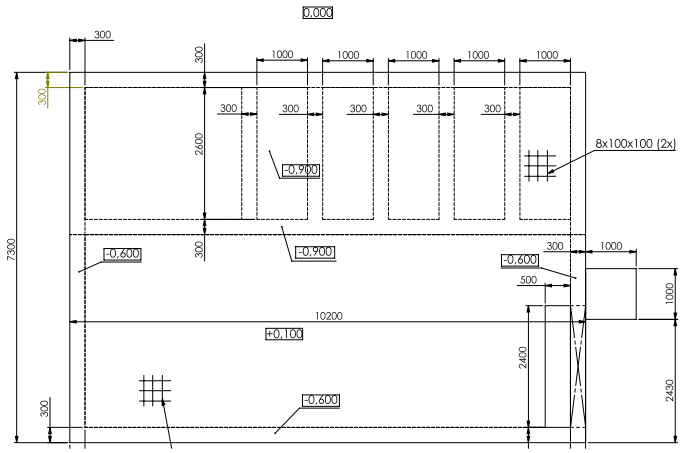

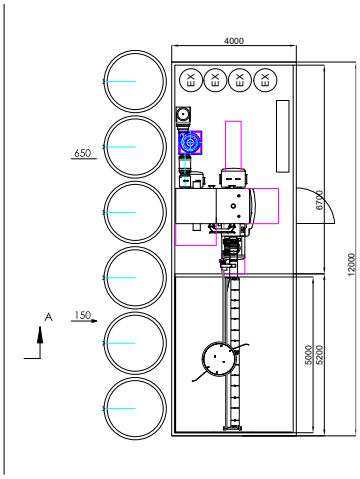

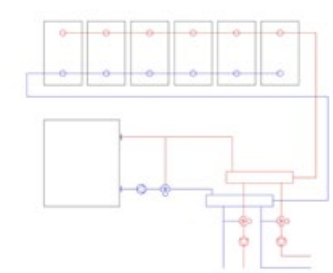
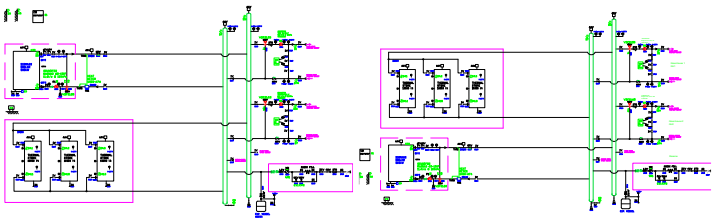


SMART HEATING TECHNOLOGY

SMART HEATING TECHNOLOGY s.r.o., U Statku 653/24, 717 00 Ostrava-Bartovice, Czech Republic, www.SmartHeating.cz

SMART REFERENCE LIST | SMART BIO-HOUSE SOLUTION 500 KW WITH MULTI-FUEL SILO WITH MOVING ROOF + 3 X 10 000 L ACCUMULATION TANKS

SMART BIO-HOUSE BOILER ROOM AND SILO GALVANIZED STRUCTURE SUPPORTED WITH STATIC CALCULATION, CHEMICAL ANCHORS, INSULATED KINGSPAN PANELS 80/100 MM, CORNERS COVERING PLATES, GUTTERS, AIR VENTILATION GRIDS, ENTRY DOORS, COMPLETE HYDRAULIC INSTALLATION INCL. MANIFOLD, 2 HEATING CIRCUITS, COMPLETE CHIMNEY INSTALLATION, SIEMENS MEASURING AND REGULATION BOX, GREEN HOUSES HEATING, KENLEY, VICTORIA, AUSTRALIA

SMART HEATING TECHNOLOGY

SMART HEATING TECHNOLOGY

SMART REFERENCE LIST | SMART BIO-HOUSE SOLUTION 500 KW WITH MULTI-FUEL SILO WITH MOVING ROOF + 3 X 10 000 L ACCUMULATION TANKS

SMART BIO-HOUSE BOILER ROOM AND SILO GALVANIZED STRUCTURE SUPPORTED WITH STATIC CALCULATION, CHEMICAL ANCHORS, INSULATED KINGSPAN PANELS 80/100 MM, CORNERS COVERING PLATES, GUTTERS, AIR VENTILATION GRIDS, ENTRY DOORS, COMPLETE HYDRAULIC INSTALLATION INCL. MANIFOLD, 2 HEATING CIRCUITS, COMPLETE CHIMNEY INSTALLATION, SIEMENS MEASURING AND REGULATION BOX, GREEN HOUSES HEATING, KENLEY, VICTORIA, AUSTRALIA

SMART HEATING TECHNOLOGY s.r.o., U Statku 653/24, 717 00 Ostrava-Bartovice, Czech Republic, www.SmartHeating.cz

SMART **HEATING** TECHNOLOGY

SMART REFERENCE LIST | SMART BIO-HOUSE SOLUTION 500 KW WITH MULTI-FUEL SILO WITH MOVING ROOF + 3 X 10 000 L ACCUMULATION TANKS

SMART BIO-HOUSE BOILER ROOM AND SILO GALVANIZED STRUCTURE SUPPORTED WITH STATIC CALCULATION, CHEMICAL ANCHORS, INSULATED KINGSPAN PANELS 80/100 MM, CORNERS COVERING PLATES, GUTTERS, AIR VENTILATION GRIDS, ENTRY DOORS, COMPLETE HYDRAULIC INSTALLATION INCL. MANIFOLD, 2 HEATING CIRCUITS, COMPLETE CHIMNEY INSTALLATION, SIEMENS MEASURING AND REGULATION BOX, GREEN HOUSES HEATING, KENLEY, VICTORIA, AUSTRALIA

SMART **HEATING** TECHNOLOGY

SMART HEATING TECHNOLOGY

SMART REFERENCE LIST | SMART BIO-HOUSE SOLUTION 500 KW WITH MULTI-FUEL SILO WITH MOVING ROOF + 3 X 10 000 L ACCUMULATION TANKS

SMART BIO-HOUSE BOILER ROOM AND SILO GALVANIZED STRUCTURE SUPPORTED WITH STATIC CALCULATION, CHEMICAL ANCHORS, INSULATED KINGSPAN PANELS 80/100 MM, CORNERS COVERING PLATES, GUTTERS, AIR VENTILATION GRIDS, ENTRY DOORS, COMPLETE HYDRAULIC INSTALLATION INCL. MANIFOLD, 2 HEATING CIRCUITS, COMPLETE CHIMNEY INSTALLATION, SIEMENS MEASURING AND REGULATION BOX, GREEN HOUSES HEATING, KENLEY, VICTORIA, AUSTRALIA



SMART **HEATING** TECHNOLOGY

SMART HEATING TECHNOLOGY s.r.o., U Statku 653/24, 717 00 Ostrava-Bartovice, Czech Republic, www.SmartHeating.cz

SMART REFERENCE LIST | SMART BIO-HOUSE SOLUTION 500 KW WITH MULTI-FUEL SILO WITH MOVING ROOF + 3 X 10 000 L ACCUMULATION TANKS

SMART BIO-HOUSE BOILER ROOM AND SILO GALVANIZED STRUCTURE SUPPORTED WITH STATIC CALCULATION, CHEMICAL ANCHORS, INSULATED KINGSPAN PANELS 80/100 MM, CORNERS COVERING PLATES, GUTTERS, AIR VENTILATION GRIDS, ENTRY DOORS, COMPLETE HYDRAULIC INSTALLATION INCL. MANIFOLD, 2 HEATING CIRCUITS, COMPLETE CHIMNEY INSTALLATION, SIEMENS MEASURING AND REGULATION BOX, GREEN HOUSES HEATING, KENLEY, VICTORIA, AUSTRALIA

SMART HEATING TECHNOLOGY

SMART REFERENCE LIST | SMART BIO-HOUSE SOLUTION 500 KW WITH MULTI-FUEL SILO WITH MOVING ROOF + 3 X 10 000 L ACCUMULATION TANKS

SMART BIO-HOUSE BOILER ROOM AND SILO GALVANIZED STRUCTURE SUPPORTED WITH STATIC CALCULATION, CHEMICAL ANCHORS, INSULATED KINGSPAN PANELS 80/100 MM, CORNERS COVERING PLATES, GUTTERS, AIR VENTILATION GRIDS, ENTRY DOORS, COMPLETE HYDRAULIC INSTALLATION INCL. MANIFOLD, 2 HEATING CIRCUITS, COMPLETE CHIMNEY INSTALLATION, SIEMENS MEASURING AND REGULATION BOX, GREEN HOUSES HEATING, KENLEY, VICTORIA, AUSTRALIA

SMART HEATING TECHNOLOGY s.r.o., U Statku 653/24, 717 00 Ostrava-Bartovice, Czech Republic, www.SmartHeating.cz

SMART **HEATING** TECHNOLOGY

SMART REFERENCE LIST | SMART BIO-HOUSE SOLUTION 500 KW WITH MULTI-FUEL SILO WITH MOVING ROOF + 3 X 10 000 L ACCUMULATION TANKS

SMART BIO-HOUSE BOILER ROOM AND SILO GALVANIZED STRUCTURE SUPPORTED WITH STATIC CALCULATION, CHEMICAL ANCHORS, INSULATED KINGSPAN PANELS 80/100 MM, CORNERS COVERING PLATES, GUTTERS, AIR VENTILATION GRIDS, ENTRY DOORS, COMPLETE HYDRAULIC INSTALLATION INCL. MANIFOLD, 2 HEATING CIRCUITS, COMPLETE CHIMNEY INSTALLATION, SIEMENS MEASURING AND REGULATION BOX, GREEN HOUSES HEATING, KENLEY, VICTORIA, AUSTRALIA

SMART **HEATING** TECHNOLOGY

SMART HEATING TECHNOLOGY

SMART REFERENCE LIST | SMART BIO-HOUSE SOLUTION 500 KW WITH MULTI-FUEL SILO WITH MOVING ROOF + 3 X 10 000 L ACCUMULATION TANKS

SMART BIO-HOUSE BOILER ROOM AND SILO GALVANIZED STRUCTURE SUPPORTED WITH STATIC CALCULATION, CHEMICAL ANCHORS, INSULATED KINGSPAN PANELS 80/100 MM, CORNERS COVERING PLATES, GUTTERS, AIR VENTILATION GRIDS, ENTRY DOORS, COMPLETE HYDRAULIC INSTALLATION INCL. MANIFOLD, 2 HEATING CIRCUITS, COMPLETE CHIMNEY INSTALLATION, SIEMENS MEASURING AND REGULATION BOX, GREEN HOUSES HEATING, KENLEY, VICTORIA, AUSTRALIA

SMART **HEATING** TECHNOLOGY

SMART HEATING TECHNOLOGY s.r.o., U Statku 653/24, 717 00 Ostrava-Bartovice, Czech Republic, www.SmartHeating.cz

SMART **HEATING** TECHNOLOGY

SMART REFERENCE LIST | SMART BIO-HOUSE SOLUTION 500 KW WITH MULTI-FUEL SILO WITH MOVING ROOF + 3 X 10 000 L ACCUMULATION TANKS

SMART BIO-HOUSE BOILER ROOM AND SILO GALVANIZED STRUCTURE SUPPORTED WITH STATIC CALCULATION, CHEMICAL ANCHORS, INSULATED KINGSPAN PANELS 80/100 MM, CORNERS COVERING PLATES, GUTTERS, AIR VENTILATION GRIDS, ENTRY DOORS, COMPLETE HYDRAULIC INSTALLATION INCL. MANIFOLD, 2 HEATING CIRCUITS, COMPLETE CHIMNEY INSTALLATION, SIEMENS MEASURING AND REGULATION BOX, GREEN HOUSES HEATING, KENLEY, VICTORIA, AUSTRALIA

SMART **HEATING** TECHNOLOGY

SMART HEATING TECHNOLOGY

SMART REFERENCE LIST | SMART BIO-HOUSE SOLUTION 500 KW WITH MULTI-FUEL SILO WITH MOVING ROOF + 3 X 10 000 L ACCUMULATION TANKS

SMART BIO-HOUSE BOILER ROOM AND SILO GALVANIZED STRUCTURE SUPPORTED WITH STATIC CALCULATION, CHEMICAL ANCHORS, INSULATED KINGSPAN PANELS 80/100 MM, CORNERS COVERING PLATES, GUTTERS, AIR VENTILATION GRIDS, ENTRY DOORS, COMPLETE HYDRAULIC INSTALLATION INCL. MANIFOLD, 2 HEATING CIRCUITS, COMPLETE CHIMNEY INSTALLATION, SIEMENS MEASURING AND REGULATION BOX, GREEN HOUSES HEATING, KENLEY, VICTORIA, AUSTRALIA

SMART **HEATING** TECHNOLOGY

SMART HEATING TECHNOLOGY s.r.o., U Statku 653/24, 717 00 Ostrava-Bartovice, Czech Republic, www.SmartHeating.cz

SMART REFERENCE LIST | SMART BIO-HOUSE SOLUTION 500 KW WITH MULTI-FUEL SILO WITH MOVING ROOF + 3 X 10 000 L ACCUMULATION TANKS

SMART BIO-HOUSE BOILER ROOM AND SILO GALVANIZED STRUCTURE SUPPORTED WITH STATIC CALCULATION, CHEMICAL ANCHORS, INSULATED KINGSPAN PANELS 80/100 MM, CORNERS COVERING PLATES, GUTTERS, AIR VENTILATION GRIDS, ENTRY DOORS, COMPLETE HYDRAULIC INSTALLATION INCL. MANIFOLD, 2 HEATING CIRCUITS, COMPLETE CHIMNEY INSTALLATION, SIEMENS MEASURING AND REGULATION BOX, GREEN HOUSES HEATING, KENLEY, VICTORIA, AUSTRALIA

SMART HEATING TECHNOLOGY

SMART HEATING TECHNOLOGY

SMART REFERENCE LIST | SMART BIO-HOUSE SOLUTION 500 KW WITH MULTI-FUEL SILO WITH MOVING ROOF + 3 X 10 000 L ACCUMULATION TANKS

SMART BIO-HOUSE BOILER ROOM AND SILO GALVANIZED STRUCTURE SUPPORTED WITH STATIC CALCULATION, CHEMICAL ANCHORS, INSULATED KINGSPAN PANELS 80/100 MM, CORNERS COVERING PLATES, GUTTERS, AIR VENTILATION GRIDS, ENTRY DOORS, COMPLETE HYDRAULIC INSTALLATION INCL. MANIFOLD, 2 HEATING CIRCUITS, COMPLETE CHIMNEY INSTALLATION, SIEMENS MEASURING AND REGULATION BOX, GREEN HOUSES HEATING, KENLEY, VICTORIA, AUSTRALIA

SMART HEATING TECHNOLOGY s.r.o., U Statku 653/24, 717 00 Ostrava-Bartovice, Czech Republic, www.SmartHeating.cz

SMART HEATING TECHNOLOGY

SMART REFERENCE LIST | SMART BIO-HOUSE SOLUTION 500 KW WITH MULTI-FUEL SILO WITH MOVING ROOF + 3 X 10 000 L ACCUMULATION TANKS

SMART BIO-HOUSE BOILER ROOM AND SILO GALVANIZED STRUCTURE SUPPORTED WITH STATIC CALCULATION, CHEMICAL ANCHORS, INSULATED KINGSPAN PANELS 80/100 MM, CORNERS COVERING PLATES, GUTTERS, AIR VENTILATION GRIDS, ENTRY DOORS, COMPLETE HYDRAULIC INSTALLATION INCL. MANIFOLD, 2 HEATING CIRCUITS, COMPLETE CHIMNEY INSTALLATION, SIEMENS MEASURING AND REGULATION BOX, GREEN HOUSES HEATING, KENLEY, VICTORIA, AUSTRALIA

SMART HEATING TECHNOLOGY

SMART HEATING TECHNOLOGY

SMART REFERENCE LIST | SMART BIO-HOUSE SOLUTION 500 KW WITH MULTI-FUEL SILO WITH MOVING ROOF + 3 X 10 000 L ACCUMULATION TANKS

SMART BIO-HOUSE BOILER ROOM AND SILO GALVANIZED STRUCTURE SUPPORTED WITH STATIC CALCULATION, CHEMICAL ANCHORS, INSULATED KINGSPAN PANELS 80/100 MM, CORNERS COVERING PLATES, GUTTERS, AIR VENTILATION GRIDS, ENTRY DOORS, COMPLETE HYDRAULIC INSTALLATION INCL. MANIFOLD, 2 HEATING CIRCUITS, COMPLETE CHIMNEY INSTALLATION, SIEMENS MEASURING AND REGULATION BOX, GREEN HOUSES HEATING, KENLEY, VICTORIA, AUSTRALIA

SMART HEATING TECHNOLOGY

SMART HEATING TECHNOLOGY s.r.o., U Statku 653/24, 717 00 Ostrava-Bartovice, Czech Republic, www.SmartHeating.cz

SMART REFERENCE LIST | SMART BIO-HOUSE SOLUTION 500 KW WITH MULTI-FUEL SILO WITH MOVING ROOF + 3 X 10 000 L ACCUMULATION TANKS

SMART BIO-HOUSE BOILER ROOM AND SILO GALVANIZED STRUCTURE SUPPORTED WITH STATIC CALCULATION, CHEMICAL ANCHORS, INSULATED KINGSPAN PANELS 80/100 MM, CORNERS COVERING PLATES, GUTTERS, AIR VENTILATION GRIDS, ENTRY DOORS, COMPLETE HYDRAULIC INSTALLATION INCL. MANIFOLD, 2 HEATING CIRCUITS, COMPLETE CHIMNEY INSTALLATION, SIEMENS MEASURING AND REGULATION BOX, GREEN HOUSES HEATING, KENLEY, VICTORIA, AUSTRALIA

SMART HEATING TECHNOLOGY

SMART HEATING TECHNOLOGY

SMART REFERENCE LIST | SMART BIO-HOUSE SOLUTION 500 KW WITH MULTI-FUEL SILO WITH MOVING ROOF + 3 X 10 000 L ACCUMULATION TANKS

SMART BIO-HOUSE BOILER ROOM AND SILO GALVANIZED STRUCTURE SUPPORTED WITH STATIC CALCULATION, CHEMICAL ANCHORS, INSULATED KINGSPAN PANELS 80/100 MM, CORNERS COVERING PLATES, GUTTERS, AIR VENTILATION GRIDS, ENTRY DOORS, COMPLETE HYDRAULIC INSTALLATION INCL. MANIFOLD, 2 HEATING CIRCUITS, COMPLETE CHIMNEY INSTALLATION, SIEMENS MEASURING AND REGULATION BOX, GREEN HOUSES HEATING, KENLEY, VICTORIA, AUSTRALIA

SMART HEATING TECHNOLOGY s.r.o., U Statku 653/24, 717 00 Ostrava-Bartovice, Czech Republic, www.SmartHeating.cz

SMART **HEATING** TECHNOLOGY

SMART REFERENCE LIST | SMART BIO-HOUSE SOLUTION 500 KW WITH MULTI-FUEL SILO WITH MOVING ROOF + 3 X 10 000 L ACCUMULATION TANKS

SMART BIO-HOUSE BOILER ROOM AND SILO GALVANIZED STRUCTURE SUPPORTED WITH STATIC CALCULATION, CHEMICAL ANCHORS, INSULATED KINGSPAN PANELS 80/100 MM, CORNERS COVERING PLATES, GUTTERS, AIR VENTILATION GRIDS, ENTRY DOORS, COMPLETE HYDRAULIC INSTALLATION INCL. MANIFOLD, 2 HEATING CIRCUITS, COMPLETE CHIMNEY INSTALLATION, SIEMENS MEASURING AND REGULATION BOX, GREEN HOUSES HEATING, KENLEY, VICTORIA, AUSTRALIA

SMART **HEATING** TECHNOLOGY

SMART HEATING TECHNOLOGY

SMART REFERENCE LIST | SMART BIO-HOUSE SOLUTION 500 KW WITH MULTI-FUEL SILO WITH MOVING ROOF + 3 X 10 000 L ACCUMULATION TANKS

SMART BIO-HOUSE BOILER ROOM AND SILO GALVANIZED STRUCTURE SUPPORTED WITH STATIC CALCULATION, CHEMICAL ANCHORS, INSULATED KINGSPAN PANELS 80/100 MM, CORNERS COVERING PLATES, GUTTERS, AIR VENTILATION GRIDS, ENTRY DOORS, COMPLETE HYDRAULIC INSTALLATION INCL. MANIFOLD, 2 HEATING CIRCUITS, COMPLETE CHIMNEY INSTALLATION, SIEMENS MEASURING AND REGULATION BOX, GREEN HOUSES HEATING, KENLEY, VICTORIA, AUSTRALIA

SMART **HEATING** TECHNOLOGY

SMART HEATING TECHNOLOGY s.r.o., U Statku 653/24, 717 00 Ostrava-Bartovice, Czech Republic, www.SmartHeating.cz

SMART HEATING TECHNOLOGY

SMART HEATING TECHNOLOGY

SMART REFERENCE LIST | SMART BIO-HOUSE SOLUTION 500 KW WITH MULTI-FUEL SILO WITH MOVING ROOF + 3 X 10 000 L ACCUMULATION TANKS

SMART BIO-HOUSE BOILER ROOM AND SILO GALVANIZED STRUCTURE SUPPORTED WITH STATIC CALCULATION, CHEMICAL ANCHORS, INSULATED KINGSPAN PANELS 80/100 MM, CORNERS COVERING PLATES, GUTTERS, AIR VENTILATION GRIDS, ENTRY DOORS, COMPLETE HYDRAULIC INSTALLATION INCL. MANIFOLD, 2 HEATING CIRCUITS, COMPLETE CHIMNEY INSTALLATION, SIEMENS MEASURING AND REGULATION BOX, GREEN HOUSES HEATING, KENLEY, VICTORIA, AUSTRALIA

SMART HEATING TECHNOLOGY

SMART HEATING TECHNOLOGY

SMART REFERENCE LIST | SMART MICRO CABIN 100 KW

WOOD PELLETS ONLY SILO DESIGN WITH FILLING PIPES, 1 HEATING CIRCUIT, COMPLETE REGULATION AND REMOTE ICLOUD VISUALIZATION, FULLY MONITORED AND REGULATED APARTMENT HOUSE, GRODNO-DUBNITSA, BELARUS

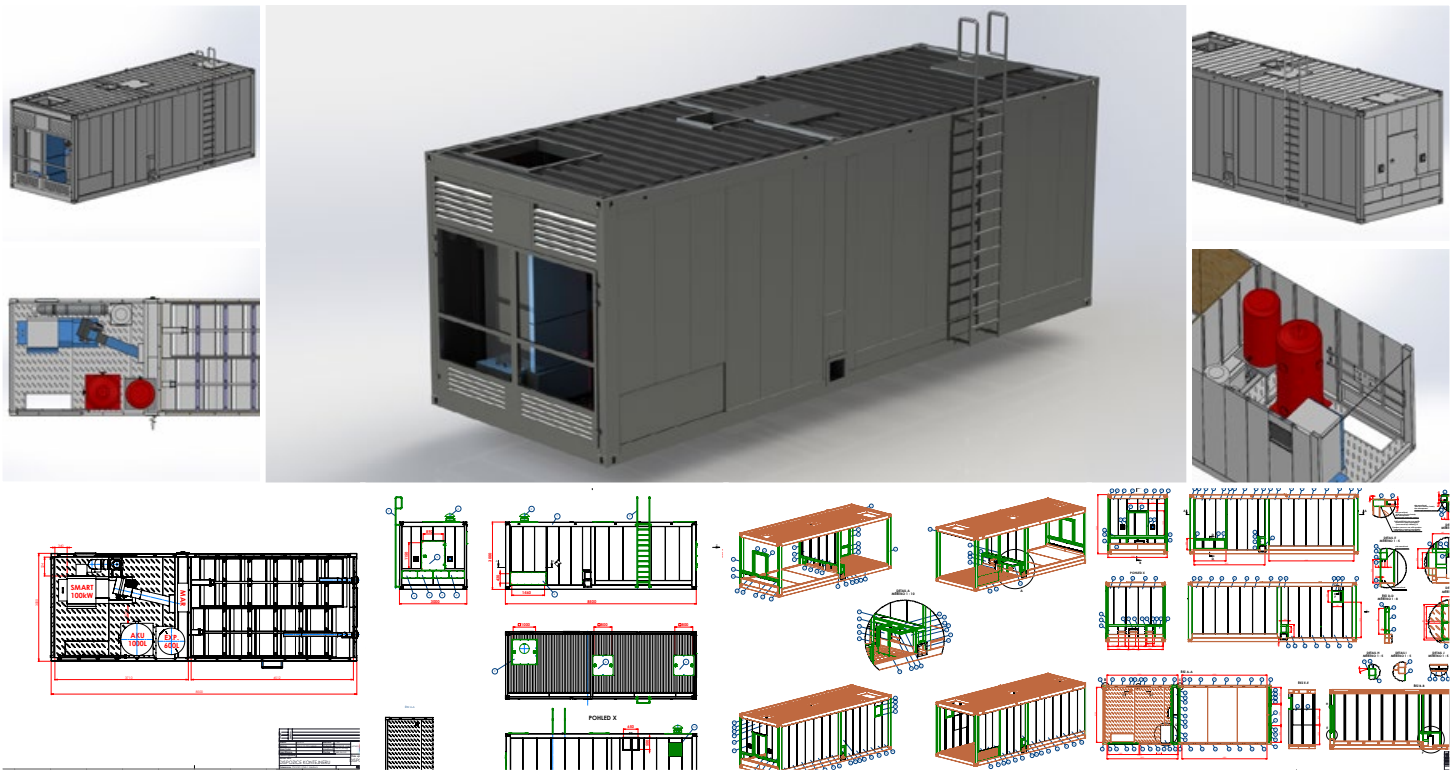

SMART REFERENCE LIST | SMART MICRO CABIN 100 KW

WOOD PELLETS ONLY SILO DESIGN WITH FILLING PIPES, 1 HEATING CIRCUIT, COMPLETE REGULATION AND REMOTE ICLOUD VISUALIZATION, FULLY MONITORED AND REGULATED APARTMENT HOUSE, GRODNO-DUBNITSA, BELARUS

SMART HEATING TECHNOLOGY

SMART HEATING TECHNOLOGY

SMART REFERENCE LIST | SMART MICRO CABIN 100 KW

WOOD PELLETS ONLY SILO DESIGN WITH FILLING PIPES, 1 HEATING CIRCUIT, COMPLETE REGULATION AND REMOTE ICLOUD VISUALIZATION, FULLY MONITORED AND REGULATED APARTMENT HOUSE, GRODNO-DUBNITSA, BELARUS

SMART HEATING TECHNOLOGY

SMART HEATING TECHNOLOGY s.r.o., U Statku 653/24, 717 00 Ostrava-Bartovice, Czech Republic, www.SmartHeating.cz

SMART **HEATING** TECHNOLOGY

SMART HEATING TECHNOLOGY

SMART REFERENCE LIST | SMART MICRO CABIN 100 KW

WOOD PELLETS ONLY SILO DESIGN WITH FILLING PIPES, 1 HEATING CIRCUIT, COMPLETE REGULATION AND REMOTE ICLOUD VISUALIZATION, FULLY MONITORED AND REGULATED APARTMENT HOUSE, GRODNO-DUBNITSA, BELARUS




SMART **HEATING** TECHNOLOGY

SMART HEATING TECHNOLOGY

SMART REFERENCE LIST | SMART MICRO CABIN 100 KW

WOOD PELLETS ONLY SILO DESIGN WITH FILLING PIPES, 1 HEATING CIRCUIT, COMPLETE REGULATION AND REMOTE ICLOUD VISUALIZATION, FULLY MONITORED AND REGULATED APARTMENT HOUSE, GRODNO-DUBNITSA, BELARUS

SMART HEATING TECHNOLOGY

SMART HEATING TECHNOLOGY

SMART REFERENCE LIST | SMART MICRO CABIN 100 KW

WOOD PELLETS ONLY SILO DESIGN WITH FILLING PIPES, 1 HEATING CIRCUIT, COMPLETE REGULATION AND REMOTE ICLOUD VISUALIZATION, FULLY MONITORED AND REGULATED APARTMENT HOUSE, GRODNO-DUBNITSA, BELARUS

SMART HEATING TECHNOLOGY

SMART HEATING TECHNOLOGY

SMART REFERENCE LIST | SMART TOTAL CABIN 200 KW

SILOS ZA PELET, SA PNEUMATSKIM CEVIMA ZA SNABDEVANJE I VISOKOFREKVENTNIM SONAROM
1 GREJNI KRUG SA KOMPLETNOM REGULACIJOM I DALJINSKOM ICLOUD VIZUALIZACIJOM
TOTAL BENZINSKA STANICA, LICHTENBUSCH, RAEREN, BELGIJA

SMART HEATING TECHNOLOGY

SMART HEATING TECHNOLOGY

SMART REFERENCE LIST I SMART TOTAL CABIN 200 KW

SILOS ZA PELET, SA PNEUMATSKIM CEVIMA ZA SNABDEVANJE I VISOKOFREKVENTNIM SONAROM
1 GREJNI KRUG SA KOMPLETNOM REGULACIJOM I DALJINSKOM ICLOUD VIZUALIZACIJOM
TOTAL BENZINSKA STANICA, LICHTENBUSCH, RAEREN, BELGIJA

SMART HEATING TECHNOLOGY

SMART HEATING TECHNOLOGY

SMART REFERENCE LIST I SMART CABIN 200 KW

MULTI–FUEL SILO DESIGN WITH WOOD CHIPS/PELLETS FILLING OUTLETS
1 HEATING CIRCUIT – FULLY MONITORED AND CONTROLLED HEAVY MACHINERY SHOP
BRISTOL, UK

SMART HEATING TECHNOLOGY

SMART HEATING TECHNOLOGY

SMART REFERENCE LIST | SMART CABIN 200 KW

MULTI–FUEL SILO DESIGN WITH WOOD CHIPS/PELLETS FILLING OUTLETS
1 HEATING CIRCUIT – FULLY MONITORED AND CONTROLLED HEAVY MACHINERY SHOP
BRISTOL, UK

SMART HEATING TECHNOLOGY

SMART HEATING TECHNOLOGY

SMART REFERENCE LIST | SMART CABIN 200 KW

MULTI–FUEL SILO DESIGN WITH WOOD CHIPS/PELLETS FILLING OUTLETS
1 HEATING CIRCUIT – FULLY MONITORED AND CONTROLLED HEAVY MACHINERY SHOP
BRISTOL, UK

SMART HEATING TECHNOLOGY

SMART HEATING TECHNOLOGY s.r.o., U Statku 653/24, 717 00 Ostrava-Bartovice, Czech Republic, www.SmartHeating.cz

SMART HEATING TECHNOLOGY

SMART HEATING TECHNOLOGY

SMART REFERENCE LIST | SMART MAGNUM CABIN 200 KW

MULTI–FUEL SILO DESIGN WITH HYDRAULIC ROOF, 2 X 4000 L OF ACCUMULATION TANK STORAGE, 1 HEATING CIRCUIT WITH COMPLETE REGULATION AND REMOTE ICLOUD VISUALIZATION, THORNTON-KEMSLEY CASTLE, LAURENCEKIRK, SCOTLAND



SMART HEATING TECHNOLOGY

SMART HEATING TECHNOLOGY

SMART REFERENCE LIST | SMART MAGNUM CABIN 200 KW

MULTI–FUEL SILO DESIGN WITH HYDRAULIC ROOF, 2 X 4000 L OF ACCUMULATION TANK STORAGE, 1 HEATING CIRCUIT WITH COMPLETE REGULATION AND REMOTE ICLOUD VISUALIZATION, THORNTON-KEMSLEY CASTLE, LAURENCEKIRK, SCOTLAND

SMART HEATING TECHNOLOGY

SMART HEATING TECHNOLOGY s.r.o., U Statku 653/24, 717 00 Ostrava-Bartovice, Czech Republic, www.SmartHeating.cz

SMART HEATING TECHNOLOGY

SMART HEATING TECHNOLOGY

SMART REFERENCE LIST | SMART MAGNUM CABIN 200 KW

MULTI–FUEL SILO DESIGN WITH HYDRAULIC ROOF, 2 X 4000 L OF ACCUMULATION TANK STORAGE, 1 HEATING CIRCUIT WITH COMPLETE REGULATION AND REMOTE ICLOUD VISUALIZATION, THORNTON-KEMSLEY CASTLE, LAURENCEKIRK, SCOTLAND

SMART HEATING TECHNOLOGY

SMART HEATING TECHNOLOGY

SMART REFERENCE LIST | SMART MAGNUM CABIN 200 KW

MULTI–FUEL SILO DESIGN WITH HYDRAULIC ROOF, 2 X 4000 L OF ACCUMULATION TANK STORAGE, 1 HEATING CIRCUIT WITH COMPLETE REGULATION AND REMOTE ICLOUD VISUALIZATION, THORNTON-KEMSLEY CASTLE, LAURENCEKIRK, SCOTLAND

SMART HEATING TECHNOLOGY

SMART HEATING TECHNOLOGY s.r.o., U Statku 653/24, 717 00 Ostrava-Bartovice, Czech Republic, www.SmartHeating.cz

SMART HEATING TECHNOLOGY

SMART HEATING TECHNOLOGY

SMART REFERENCE LIST | SMART CABIN 200 KW

MULTI–FUEL SILO DESIGN WITH HYDRAULIC ROOF, 1 HEATING CIRCUIT, COMPLETE REGULATION AND REMOTE ICLOUD VISUALIZATION
LUNDIE CASTLE, EDZELL, SCOTLAND

SMART HEATING TECHNOLOGY

SMART HEATING TECHNOLOGY

SMART REFERENCE LIST | SMART CABIN 200 KW

MULTI–FUEL SILO DESIGN WITH HYDRAULIC ROOF, 1 HEATING CIRCUIT, COMPLETE REGULATION AND REMOTE ICLOUD VISUALIZATION
LUNDIE CASTLE, EDZELL, SCOTLAND

SMART HEATING TECHNOLOGY

SMART HEATING TECHNOLOGY s.r.o., U Statku 653/24, 717 00 Ostrava-Bartovice, Czech Republic, www.SmartHeating.cz

SMART HEATING TECHNOLOGY

SMART HEATING TECHNOLOGY

SMART REFERENCE LIST | SMART CABIN 200 KW

MULTI–FUEL SILO DESIGN WITH HYDRAULIC ROOF, 1 HEATING CIRCUIT, COMPLETE REGULATION AND REMOTE ICLOUD VISUALIZATION
LUNDIE CASTLE, EDZELL, SCOTLAND

SMART HEATING TECHNOLOGY

SMART HEATING TECHNOLOGY

SMART REFERENCE LIST | SMART CABIN 220 KW

MULTI-FUEL SILO DESIGN WITH HYDRAULIC ROOF
1 HEATING CIRCUIT WITH COMPLETE REGULATION AND REMOTE ICLOUD VISUALIZATION
CS TRACTOR PLANT, KIRRIEMUIR, SCOTLAND

SMART HEATING TECHNOLOGY

SMART HEATING TECHNOLOGY

SMART REFERENCE LIST | SMART CABIN 220 KW

MULTI-FUEL SILO DESIGN WITH HYDRAULIC ROOF
1 HEATING CIRCUIT WITH COMPLETE REGULATION AND REMOTE ICLOUD VISUALIZATION
CS TRACTOR PLANT, KIRRIEMUIR, SCOTLAND

SMART HEATING TECHNOLOGY

SMART HEATING TECHNOLOGY

SMART REFERENCE LIST | 2 X SMART MICRO CABIN 250 KW

FURNITURE WASTE SILO SOLUTION WITH MANUAL ROOF, 1 HEATING CIRCUIT
WITH COMPLETE REGULATION AND REMOTE ICLOUD VISUALIZATION
GOLDOPTIMA FURNITURE FACTORY, GRODNO, BELARUS




SMART HEATING TECHNOLOGY

SMART HEATING TECHNOLOGY

SMART REFERENCE LIST | 2 X SMART MICRO CABIN 250 KW

FURNITURE WASTE SILO SOLUTION WITH MANUAL ROOF, 1 HEATING CIRCUIT
WITH COMPLETE REGULATION AND REMOTE ICLOUD VISUALIZATION
GOLDOPTIMA FURNITURE FACTORY, GRODNO, BELARUS

SMART HEATING TECHNOLOGY

SMART HEATING TECHNOLOGY

SMART REFERENCE LIST | 2 X SMART MICRO CABIN 250 KW

FURNITURE WASTE SILO SOLUTION WITH MANUAL ROOF, 1 HEATING CIRCUIT
WITH COMPLETE REGULATION AND REMOTE ICLOUD VISUALIZATION
GOLDOPTIMA FURNITURE FACTORY, GRODNO, BELARUS

SMART HEATING TECHNOLOGY

SMART HEATING TECHNOLOGY s.r.o., U Statku 653/24, 717 00 Ostrava-Bartovice, Czech Republic, www.SmartHeating.cz

SMART HEATING TECHNOLOGY

SMART HEATING TECHNOLOGY

SMART REFERENCE LIST | 2 X SMART MICRO CABIN 250 KW

FURNITURE WASTE SILO SOLUTION WITH MANUAL ROOF, 1 HEATING CIRCUIT
WITH COMPLETE REGULATION AND REMOTE ICLOUD VISUALIZATION
GOLDOPTIMA FURNITURE FACTORY, GRODNO, BELARUS

SMART HEATING TECHNOLOGY

SMART HEATING TECHNOLOGY

SMART REFERENCE LIST | 2 X SMART MICRO CABIN 250 KW

FURNITURE WASTE SILO SOLUTION WITH MANUAL ROOF, 1 HEATING CIRCUIT
WITH COMPLETE REGULATION AND REMOTE ICLOUD VISUALIZATION
GOLDOPTIMA FURNITURE FACTORY, GRODNO, BELARUS



SMART HEATING TECHNOLOGY

SMART HEATING TECHNOLOGY s.r.o., U Statku 653/24, 717 00 Ostrava-Bartovice, Czech Republic, www.SmartHeating.cz

SMART HEATING TECHNOLOGY

SMART HEATING TECHNOLOGY

SMART REFERENCE LIST | 2 X SMART MICRO CABIN 250 KW

FURNITURE WASTE SILO SOLUTION WITH MANUAL ROOF, 1 HEATING CIRCUIT WITH COMPLETE REGULATION AND REMOTE ICLOUD VISUALIZATION
GOLDOPTIMA FURNITURE FACTORY, GRODNO, BELARUS

SMART HEATING TECHNOLOGY

SMART HEATING TECHNOLOGY

SMART REFERENCE LIST | SMART CABIN 250 KW

MULTI-FUEL SILO DESIGN WITH HYDRAULIC ROOF, 1 HEATING CIRCUIT WITH COMPLETE REGULATION AND REMOTE ICLOUD VISUALIZATION
OLIPEL, ESCO CONCEPT, LIEGE, BELGIUM



SMART **HEATING** TECHNOLOGY

SMART HEATING TECHNOLOGY

SMART REFERENCE LIST | SMART CABIN 250 KW

MULTI-FUEL SILO DESIGN WITH HYDRAULIC ROOF, 1 HEATING CIRCUIT WITH COMPLETE REGULATION AND REMOTE ICLOUD VISUALIZATION
OLIPEL, ESCO CONCEPT, LIEGE, BELGIUM



SMART **HEATING** TECHNOLOGY

SMART HEATING TECHNOLOGY

SMART REFERENCE LIST | SMART CABIN 250 KW

MULTI-FUEL SILO DESIGN WITH HYDRAULIC ROOF, 1 HEATING CIRCUIT WITH COMPLETE REGULATION AND REMOTE ICLOUD VISUALIZATION
OLIPEL, ESCO CONCEPT, LIEGE, BELGIUM

SMART HEATING TECHNOLOGY

SMART HEATING TECHNOLOGY

SMART REFERENCE LIST | SMART DOUBLE–DECKER CABIN

SMART MICRO PANELS CABIN SET – 2 X 8,5 M X 3,2 M X 3 M, 350 KW BIOMASS BOILER + 300 KW OIL BACK-UP BOILER + 4000 L ACCUMULATION TANK + 1000 L EXPANSION VESSEL + 1 EXPORT CIRCUIT + MAR UNIT + ICLOUD MONITORING, ONLY PELLETS SILO WITH CAPACITY 15 TONS + PNEUMATIC FILLING PIPES + LEVEL SENSORS, 1000 L DOUBLE-WALL OIL TANK, INTERNAL INTERCONNECTING LADDER, LIGHTS, VENTILATION, SAFETY LIGHTS, SAFETY SENSORS, CCTV

NURSING HOUSE, PONFERRADA, SPAIN

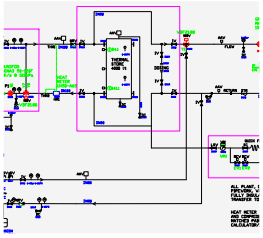

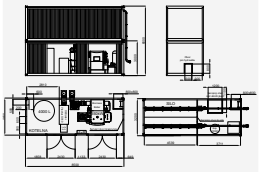

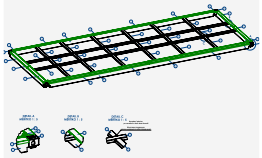

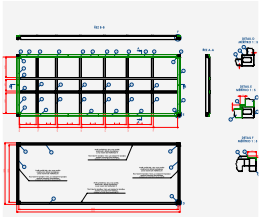

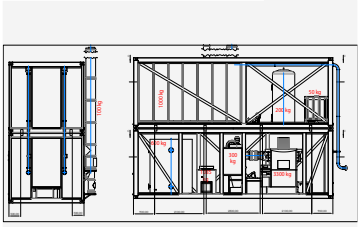

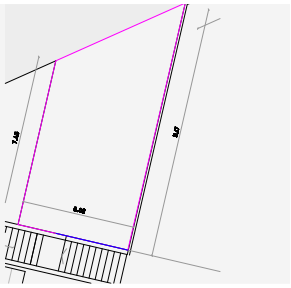

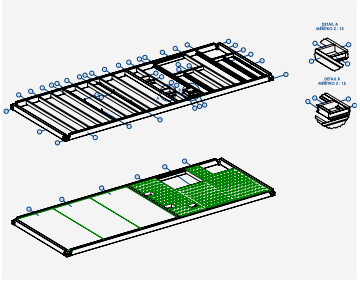

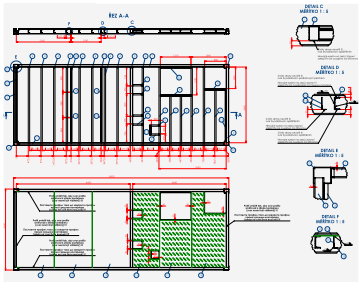

SMART HEATING TECHNOLOGY

SMART HEATING TECHNOLOGY

SMART REFERENCE LIST | SMART DOUBLE–DECKER CABIN

SMART MICRO PANELS CABIN SET – 2 X 8,5 M X 3,2 M X 3 M, 350 KW BIOMASS BOILER + 300 KW OIL BACK-UP BOILER + 4000 L ACCUMULATION TANK + 1000 L EXPANSION VESSEL + 1 EXPORT CIRCUIT + MAR UNIT + ICLOUD MONITORING, ONLY PELLETS SILO WITH CAPACITY 15 TONS + PNEUMATIC FILLING PIPES + LEVEL SENSORS, 1000 L DOUBLE-WALL OIL TANK, INTERNAL INTERCONNECTING LADDER, LIGHTS, VENTILATION, SAFETY LIGHTS, SAFETY SENSORS, CCTV

NURSING HOUSE, PONFERRADA, SPAIN

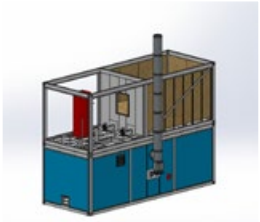

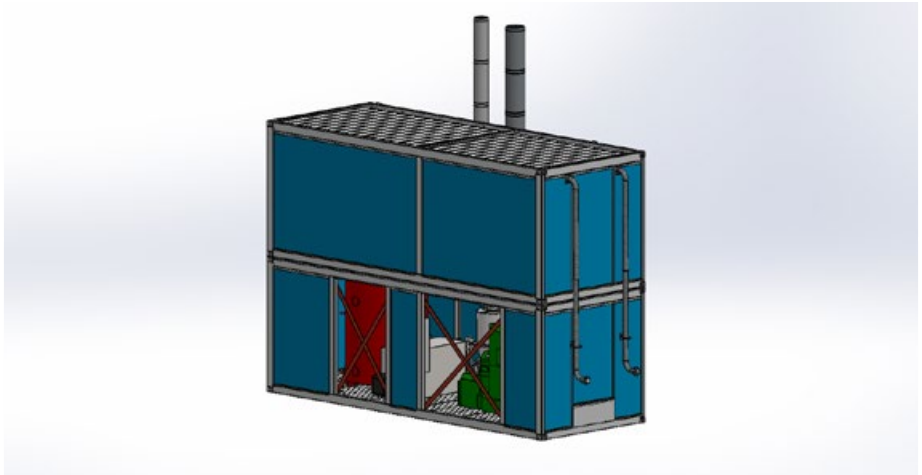

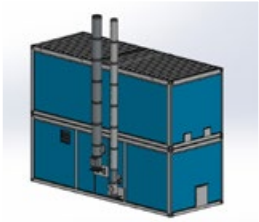

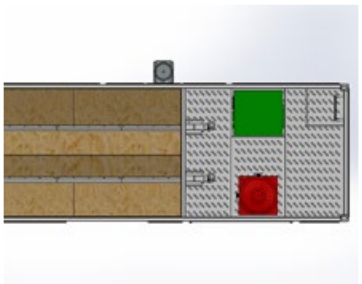

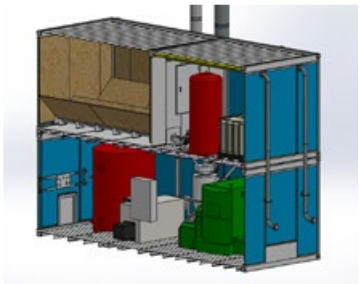

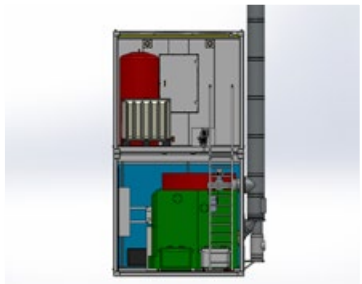

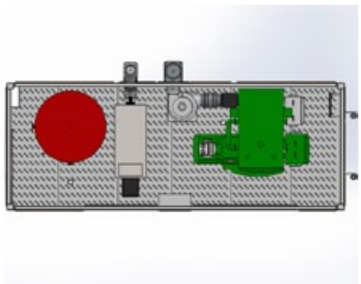

SMART HEATING TECHNOLOGY

SMART HEATING TECHNOLOGY s.r.o., U Statku 653/24, 717 00 Ostrava-Bartovice, Czech Republic, www.SmartHeating.cz

SMART HEATING TECHNOLOGY

SMART HEATING TECHNOLOGY

SMART REFERENCE LIST | SMART DOUBLE–DECKER CABIN

SMART MICRO PANELS CABIN SET – 2 X 8,5 M X 3,2 M X 3 M, 350 KW BIOMASS BOILER + 300 KW OIL BACK-UP BOILER + 4000 L ACCUMULATION TANK + 1000 L EXPANSION VESSEL + 1 EXPORT CIRCUIT + MAR UNIT + ICLOUD MONITORING, ONLY PELLETS SILO WITH CAPACITY 15 TONS + PNEUMATIC FILLING PIPES + LEVEL SENSORS, 1000 L DOUBLE-WALL OIL TANK, INTERNAL INTERCONNECTING LADDER, LIGHTS, VENTILATION, SAFETY LIGHTS, SAFETY SENSORS, CCTV

NURSING HOUSE, PONFERRADA, SPAIN

SMART HEATING TECHNOLOGY

SMART HEATING TECHNOLOGY

SMART REFERENCE LIST | SMART DOUBLE–DECKER CABIN

SMART MICRO PANELS CABIN SET – 2 X 8,5 M X 3,2 M X 3 M, 350 KW BIOMASS BOILER + 300 KW OIL BACK-UP BOILER + 4000 L ACCUMULATION TANK + 1000 L EXPANSION VESSEL + 1 EXPORT CIRCUIT + MAR UNIT + ICLOUD MONITORING, ONLY PELLETS SILO WITH CAPACITY 15 TONS + PNEUMATIC FILLING PIPES + LEVEL SENSORS, 1000 L DOUBLE-WALL OIL TANK, INTERNAL INTERCONNECTING LADDER, LIGHTS, VENTILATION, SAFETY LIGHTS, SAFETY SENSORS, CCTV

NURSING HOUSE, PONFERRADA, SPAIN



SMART HEATING TECHNOLOGY

SMART HEATING TECHNOLOGY s.r.o., U Statku 653/24, 717 00 Ostrava-Bartovice, Czech Republic, www.SmartHeating.cz

SMART HEATING TECHNOLOGY

SMART HEATING TECHNOLOGY

SMART REFERENCE LIST | SMART DOUBLE–DECKER CABIN

SMART MICRO PANELS CABIN SET – 2 X 8,5 M X 3,2 M X 3 M, 350 KW BIOMASS BOILER + 300 KW OIL BACK-UP BOILER + 4000 L ACCUMULATION TANK + 1000 L EXPANSION VESSEL + 1 EXPORT CIRCUIT + MAR UNIT + ICLOUD MONITORING, ONLY PELLETS SILO WITH CAPACITY 15 TONS + PNEUMATIC FILLING PIPES + LEVEL SENSORS, 1000 L DOUBLE-WALL OIL TANK, INTERNAL INTERCONNECTING LADDER, LIGHTS, VENTILATION, SAFETY LIGHTS, SAFETY SENSORS, CCTV

NURSING HOUSE, PONFERRADA, SPAIN

SMART HEATING TECHNOLOGY

SMART HEATING TECHNOLOGY

SMART REFERENCE LIST | SMART DOUBLE–DECKER CABIN

SMART MICRO PANELS CABIN SET – 2 X 8,5 M X 3,2 M X 3 M, 350 KW BIOMASS BOILER + 300 KW OIL BACK-UP BOILER + 4000 L ACCUMULATION TANK + 1000 L EXPANSION VESSEL + 1 EXPORT CIRCUIT + MAR UNIT + ICLOUD MONITORING, ONLY PELLETS SILO WITH CAPACITY 15 TONS + PNEUMATIC FILLING PIPES + LEVEL SENSORS, 1000 L DOUBLE-WALL OIL TANK, INTERNAL INTERCONNECTING LADDER, LIGHTS, VENTILATION, SAFETY LIGHTS, SAFETY SENSORS, CCTV

NURSING HOUSE, PONFERRADA, SPAIN

SMART HEATING TECHNOLOGY

SMART HEATING TECHNOLOGY s.r.o., U Statku 653/24, 717 00 Ostrava-Bartovice, Czech Republic, www.SmartHeating.cz

SMART HEATING TECHNOLOGY

SMART HEATING TECHNOLOGY

SMART REFERENCE LIST | SMART DOUBLE–DECKER CABIN

SMART MICRO PANELS CABIN SET – 2 X 8,5 M X 3,2 M X 3 M, 350 KW BIOMASS BOILER + 300 KW OIL BACK-UP BOILER + 4000 L ACCUMULATION TANK + 1000 L EXPANSION VESSEL + 1 EXPORT CIRCUIT + MAR UNIT + ICLOUD MONITORING, ONLY PELLETS SILO WITH CAPACITY 15 TONS + PNEUMATIC FILLING PIPES + LEVEL SENSORS, 1000 L DOUBLE-WALL OIL TANK, INTERNAL INTERCONNECTING LADDER, LIGHTS, VENTILATION, SAFETY LIGHTS, SAFETY SENSORS, CCTV

NURSING HOUSE, PONFERRADA, SPAIN

SMART HEATING TECHNOLOGY

SMART HEATING TECHNOLOGY

SMART REFERENCE LIST | SMART DOUBLE–DECKER CABIN

SMART MICRO PANELS CABIN SET – 2 X 8,5 M X 3,2 M X 3 M, 350 KW BIOMASS BOILER + 300 KW OIL BACK-UP BOILER + 4000 L ACCUMULATION TANK + 1000 L EXPANSION VESSEL + 1 EXPORT CIRCUIT + MAR UNIT + ICLOUD MONITORING, ONLY PELLETS SILO WITH CAPACITY 15 TONS + PNEUMATIC FILLING PIPES + LEVEL SENSORS, 1000 L DOUBLE-WALL OIL TANK, INTERNAL INTERCONNECTING LADDER, LIGHTS, VENTILATION, SAFETY LIGHTS, SAFETY SENSORS, CCTV

NURSING HOUSE, PONFERRADA, SPAIN



SMART HEATING TECHNOLOGY

SMART HEATING TECHNOLOGY s.r.o., U Statku 653/24, 717 00 Ostrava-Bartovice, Czech Republic, www.SmartHeating.cz

SMART HEATING TECHNOLOGY

SMART HEATING TECHNOLOGY

SMART REFERENCE LIST | SMART DOUBLE–DECKER CABIN

SMART MICRO PANELS CABIN SET – 2 X 8,5 M X 3,2 M X 3 M, 350 KW BIOMASS BOILER + 300 KW OIL BACK-UP BOILER + 4000 L ACCUMULATION TANK + 1000 L EXPANSION VESSEL + 1 EXPORT CIRCUIT + MAR UNIT + ICLOUD MONITORING, ONLY PELLETS SILO WITH CAPACITY 15 TONS + PNEUMATIC FILLING PIPES + LEVEL SENSORS, 1000 L DOUBLE-WALL OIL TANK, INTERNAL INTERCONNECTING LADDER, LIGHTS, VENTILATION, SAFETY LIGHTS, SAFETY SENSORS, CCTV

NURSING HOUSE, PONFERRADA, SPAIN

SMART HEATING TECHNOLOGY

SMART HEATING TECHNOLOGY

SMART REFERENCE LIST | SMART DOUBLE–DECKER CABIN

SMART MICRO PANELS CABIN SET – 2 X 8,5 M X 3,2 M X 3 M, 350 KW BIOMASS BOILER + 300 KW OIL BACK-UP BOILER + 4000 L ACCUMULATION TANK + 1000 L EXPANSION VESSEL + 1 EXPORT CIRCUIT + MAR UNIT + ICLOUD MONITORING, ONLY PELLETS SILO WITH CAPACITY 15 TONS + PNEUMATIC FILLING PIPES + LEVEL SENSORS, 1000 L DOUBLE-WALL OIL TANK, INTERNAL INTERCONNECTING LADDER, LIGHTS, VENTILATION, SAFETY LIGHTS, SAFETY SENSORS, CCTV

NURSING HOUSE, PONFERRADA, SPAIN

SMART HEATING TECHNOLOGY

SMART HEATING TECHNOLOGY s.r.o., U Statku 653/24, 717 00 Ostrava-Bartovice, Czech Republic, www.SmartHeating.cz

SMART HEATING TECHNOLOGY

SMART HEATING TECHNOLOGY

SMART REFERENCE LIST | SMART DOUBLE–DECKER CABIN

SMART MICRO PANELS CABIN SET – 2 X 8,5 M X 3,2 M X 3 M, 350 KW BIOMASS BOILER + 300 KW OIL BACK-UP BOILER + 4000 L ACCUMULATION TANK + 1000 L EXPANSION VESSEL + 1 EXPORT CIRCUIT + MAR UNIT + ICLOUD MONITORING, ONLY PELLETS SILO WITH CAPACITY 15 TONS + PNEUMATIC FILLING PIPES + LEVEL SENSORS, 1000 L DOUBLE-WALL OIL TANK, INTERNAL INTERCONNECTING LADDER, LIGHTS, VENTILATION, SAFETY LIGHTS, SAFETY SENSORS, CCTV

NURSING HOUSE, PONFERRADA, SPAIN

SMART HEATING TECHNOLOGY

SMART HEATING TECHNOLOGY

SMART REFERENCE LIST | SMART DOUBLE–DECKER CABIN

SMART MICRO PANELS CABIN SET – 2 X 8,5 M X 3,2 M X 3 M, 350 KW BIOMASS BOILER + 300 KW OIL BACK-UP BOILER + 4000 L ACCUMULATION TANK + 1000 L EXPANSION VESSEL + 1 EXPORT CIRCUIT + MAR UNIT + ICLOUD MONITORING, ONLY PELLETS SILO WITH CAPACITY 15 TONS + PNEUMATIC FILLING PIPES + LEVEL SENSORS, 1000 L DOUBLE-WALL OIL TANK, INTERNAL INTERCONNECTING LADDER, LIGHTS, VENTILATION, SAFETY LIGHTS, SAFETY SENSORS, CCTV

NURSING HOUSE, PONFERRADA, SPAIN

SMART HEATING TECHNOLOGY

SMART HEATING TECHNOLOGY s.r.o., U Statku 653/24, 717 00 Ostrava-Bartovice, Czech Republic, www.SmartHeating.cz

SMART HEATING TECHNOLOGY

SMART HEATING TECHNOLOGY

SMART REFERENCE LIST | SMART DOUBLE–DECKER CABIN

SMART MICRO PANELS CABIN SET – 2 X 8,5 M X 3,2 M X 3 M, 350 KW BIOMASS BOILER + 300 KW OIL BACK-UP BOILER + 4000 L ACCUMULATION TANK + 1000 L EXPANSION VESSEL + 1 EXPORT CIRCUIT + MAR UNIT + ICLOUD MONITORING, ONLY PELLETS SILO WITH CAPACITY 15 TONS + PNEUMATIC FILLING PIPES + LEVEL SENSORS, 1000 L DOUBLE-WALL OIL TANK, INTERNAL INTERCONNECTING LADDER, LIGHTS, VENTILATION, SAFETY LIGHTS, SAFETY SENSORS, CCTV

NURSING HOUSE, PONFERRADA, SPAIN

SMART HEATING TECHNOLOGY

SMART HEATING TECHNOLOGY

SMART REFERENCE LIST | SMART MICRO CABIN 500 KW WITH SMART WOODCHIP/GRAIN DRYER

SPECIAL CONTAINERISED 500KW BOILER ROOM, DIMENSIONS 3,2 X 3 X 10,5 M, WOODCHIP FUEL SILO LOCATED INSIDE THE ADJACENT DRYER SHED, 200 KW WOODCHIP DRYING FLOOR WITH HYDRAULIC LOADING RAMP, 4 HEATING CIRCUITS; POULTRY SHED, WOODCHIP/GRAIN DRYER, WORKSHOP AND FARMHOUSE, COMPLETE WITH AUTOMATIC CONTROLS AND REMOTE WEB/ ICLOUD MONITORING, LOCATED, SCONE, PERTH, SCOTLAND



SMART HEATING TECHNOLOGY

SMART HEATING TECHNOLOGY

SMART REFERENCE LIST I SMART MICRO CABIN 500 KW WITH SMART WOODCHIP/GRAIN DRYER

SPECIAL CONTAINERISED 500KW BOILER ROOM, DIMENSIONS 3,2 X 3 X 10,5 M, WOODCHIP FUEL SILO LOCATED INSIDE THE ADJACENT DRYER SHED, 200 KW WOODCHIP DRYING FLOOR WITH HYDRAULIC LOADING RAMP, 4 HEATING CIRCUITS; POULTRY SHED, WOODCHIP/GRAIN DRYER, WORKSHOP AND FARMHOUSE, COMPLETE WITH AUTOMATIC CONTROLS AND REMOTE WEB/ ICLOUD MONITORING, LOCATED, SCONE, PERTH, SCOTLAND





SMART HEATING TECHNOLOGY

SMART HEATING TECHNOLOGY

SMART REFERENCE LIST I SMART MICRO CABIN 500 KW

WITH VERTICAL SILO 90 M³
WALHAMN, SWEDEN

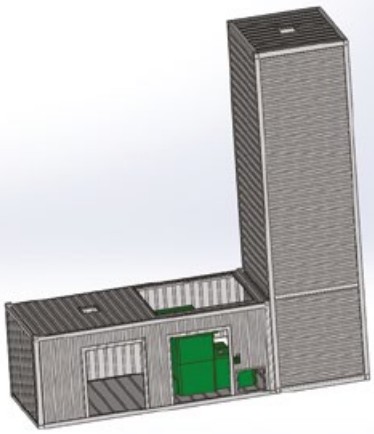


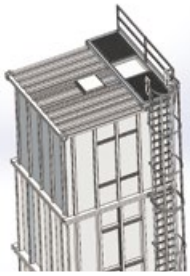

SMART HEATING TECHNOLOGY

SMART HEATING TECHNOLOGY

SMART REFERENCE LIST | SMART MICRO CABIN 500 KW

WITH VERTICAL SILO 90 M³
WALHAMN, SWEDEN

SMART HEATING TECHNOLOGY

SMART HEATING TECHNOLOGY

SMART REFERENCE LIST | SMART MICRO CABIN 500 KW

WITH VERTICAL SILO 90 M³
WALHAMN, SWEDEN

SMART HEATING TECHNOLOGY

SMART HEATING TECHNOLOGY s.r.o., U Statku 653/24, 717 00 Ostrava-Bartovice, Czech Republic, www.SmartHeating.cz

SMART MICRO CABIN 500 KW WITH VERTICAL SILO 100 M³
AND COGENERATION 100 KWE + 200 KW
WERSON CONTAINERIZED NURSING HOUSE, CRISNÉE, BELGIUM


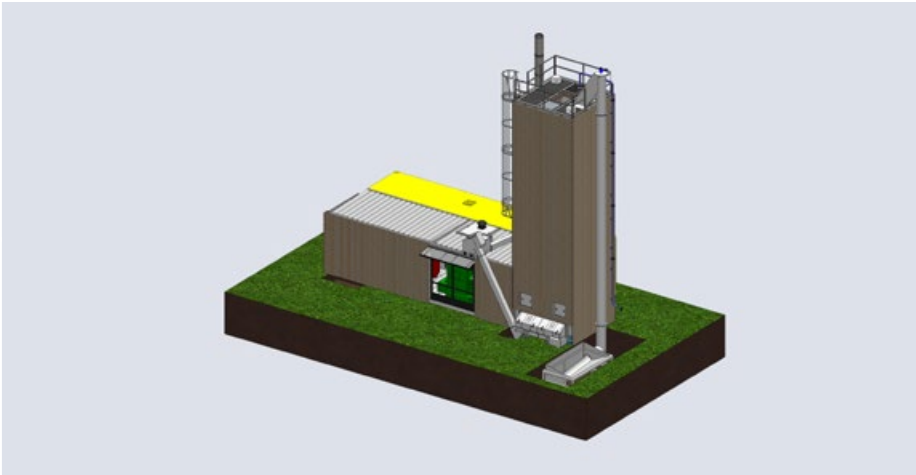



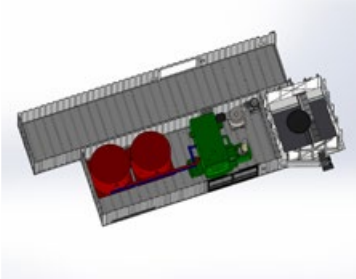



SMART HEATING TECHNOLOGY

SMART HEATING TECHNOLOGY
SMART REFERENCE LIST I SMART SUPER CABIN SET

SMART MICRO CABIN 500 KW WITH VERTICAL SILO 100 M³
AND COGENERATION 100 KWE + 200 KW
WERSON CONTAINERIZED NURSING HOUSE, CRISNÉE, BELGIUM

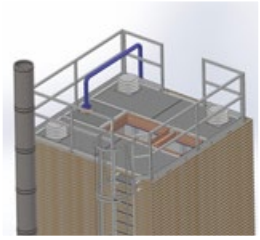
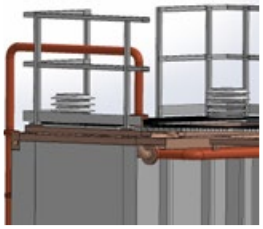

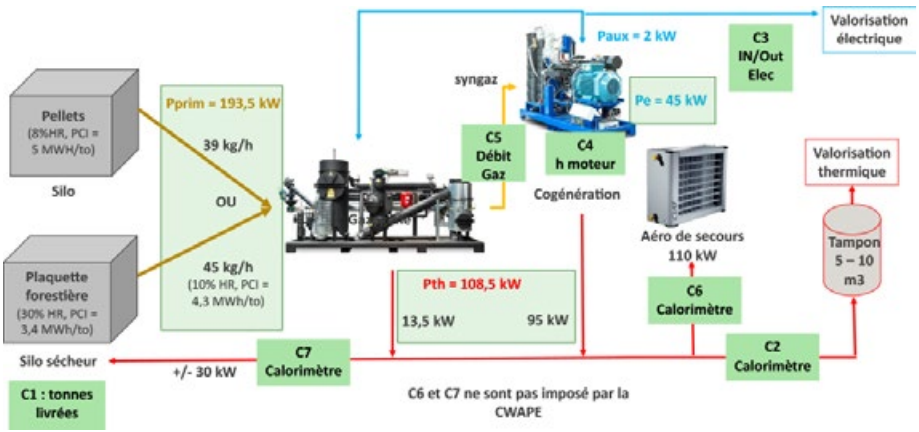

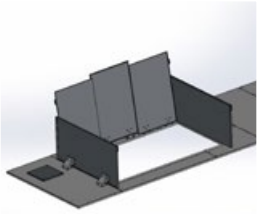

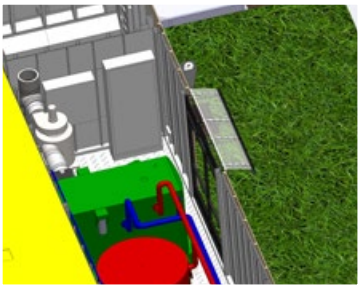

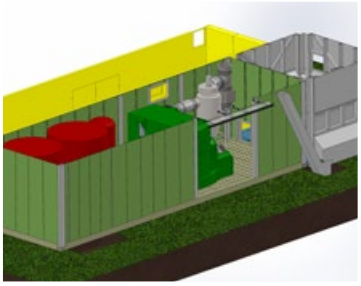
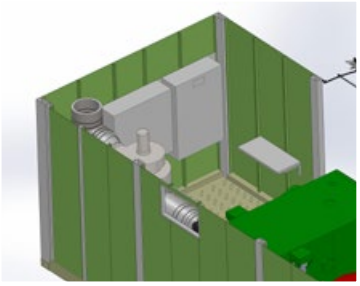

SMART HEATING TECHNOLOGY

SMART HEATING TECHNOLOGY s.r.o., U Statku 653/24, 717 00 Ostrava-Bartovice, Czech Republic, www.SmartHeating.cz

SMART HEATING TECHNOLOGY

SMART HEATING TECHNOLOGY

SMART REFERENCE LIST I SMART SUPER CABIN SET

SMART MICRO CABIN 500 KW WITH VERTICAL SILO 100 M³
AND COGENERATION 100 KWE + 200 KW
WERSON CONTAINERIZED NURSING HOUSE, CRISNÉE, BELGIUM

SMART HEATING TECHNOLOGY

SMART HEATING TECHNOLOGY

SMART REFERENCE LIST I SMART SUPER CABIN SET

SMART MICRO CABIN 500 KW WITH VERTICAL SILO 100 M³
AND COGENERATION 100 KWE + 200 KW
WERSON CONTAINERIZED NURSING HOUSE, CRISNÉE, BELGIUM



SMART HEATING TECHNOLOGY

SMART HEATING TECHNOLOGY s.r.o., U Statku 653/24, 717 00 Ostrava-Bartovice, Czech Republic, www.SmartHeating.cz

SMART MICRO CABIN 500 KW WITH VERTICAL SILO 100 M³
AND COGENERATION 100 KWE + 200 KW
WERSON CONTAINERIZED NURSING HOUSE, CRISNÉE, BELGIUM



SMART HEATING TECHNOLOGY

SMART HEATING TECHNOLOGY
SMART REFERENCE LIST I SMART SUPER CABIN SET

SMART MICRO CABIN 500 KW WITH VERTICAL SILO 100 M³
AND COGENERATION 100 KWE + 200 KW
WERSON CONTAINERIZED NURSING HOUSE, CRISNÉE, BELGIUM

SMART HEATING TECHNOLOGY

SMART HEATING TECHNOLOGY s.r.o., U Statku 653/24, 717 00 Ostrava-Bartovice, Czech Republic, www.SmartHeating.cz

SMART MICRO CABIN 500 KW WITH VERTICAL SILO 100 M³
AND COGENERATION 100 KWE + 200 KW
WERSON CONTAINERIZED NURSING HOUSE, CRISNÉE, BELGIUM

SMART HEATING TECHNOLOGY

SMART HEATING TECHNOLOGY
SMART REFERENCE LIST | SMART SUPER CABIN SET

SMART MICRO CABIN 500 KW WITH VERTICAL SILO 100 M³
AND COGENERATION 100 KWE + 200 KW
WERSON CONTAINERIZED NURSING HOUSE, CRISNÉE, BELGIUM

SMART HEATING TECHNOLOGY

SMART HEATING TECHNOLOGY s.r.o., U Statku 653/24, 717 00 Ostrava-Bartovice, Czech Republic, www.SmartHeating.cz

SMART HEATING TECHNOLOGY

SMART HEATING TECHNOLOGY

SMART REFERENCE LIST I SMART SUPER CABIN SET

SMART MICRO CABIN 500 KW WITH VERTICAL SILO 100 M³
AND COGENERATION 100 KWE + 200 KW
WERSON CONTAINERIZED NURSING HOUSE, CRISNÉE, BELGIUM

SMART HEATING TECHNOLOGY

SMART HEATING TECHNOLOGY

SMART REFERENCE LIST I SMART SUPER CABIN SET

SMART MICRO CABIN 500 KW WITH VERTICAL SILO 100 M³
AND COGENERATION 100 KWE + 200 KW
WERSON CONTAINERIZED NURSING HOUSE, CRISNÉE, BELGIUM

SMART HEATING TECHNOLOGY

SMART HEATING TECHNOLOGY s.r.o., U Statku 653/24, 717 00 Ostrava-Bartovice, Czech Republic, www.SmartHeating.cz

SMART HEATING TECHNOLOGY

SMART HEATING TECHNOLOGY

SMART REFERENCE LIST I SMART SUPER CABIN SET

SMART MICRO CABIN 500 KW WITH VERTICAL SILO 100 M³
AND COGENERATION 100 KWE + 200 KW
WERSON CONTAINERIZED NURSING HOUSE, CRISNÉE, BELGIUM

SMART HEATING TECHNOLOGY

SMART HEATING TECHNOLOGY

SMART REFERENCE LIST I SMART SUPER CABIN SET

SMART MICRO CABIN 500 KW WITH VERTICAL SILO 100 M³
AND COGENERATION 100 KWE + 200 KW
WERSON CONTAINERIZED NURSING HOUSE, CRISNÉE, BELGIUM

SMART HEATING TECHNOLOGY

SMART HEATING TECHNOLOGY s.r.o., U Statku 653/24, 717 00 Ostrava-Bartovice, Czech Republic, www.SmartHeating.cz

SMART HEATING TECHNOLOGY

SMART REFERENCE LIST I SMART SUPER CABIN SET

SMART MICRO CABIN 500 KW WITH VERTICAL SILO 100 M³
AND COGENERATION 100 KWE + 200 KW
WERSON CONTAINERIZED NURSING HOUSE, CRISNÉE, BELGIUM

SMART HEATING TECHNOLOGY

SMART HEATING TECHNOLOGY

SMART REFERENCE LIST I SMART SUPER CABIN SET

SMART MICRO CABIN 500 KW WITH VERTICAL SILO 100 M³
AND COGENERATION 100 KWE + 200 KW
WERSON CONTAINERIZED NURSING HOUSE, CRISNÉE, BELGIUM

SMART HEATING TECHNOLOGY

SMART HEATING TECHNOLOGY s.r.o., U Statku 653/24, 717 00 Ostrava-Bartovice, Czech Republic, www.SmartHeating.cz

SMART **HEATING** TECHNOLOGY

SMART HEATING TECHNOLOGY

SMART REFERENCE LIST I SMART SUPER CABIN SET

SMART MICRO CABIN 500 KW WITH VERTICAL SILO 100 M³
AND COGENERATION 100 KWE + 200 KW
WERSON CONTAINERIZED NURSING HOUSE, CRISNÉE, BELGIUM

SMART **HEATING** TECHNOLOGY

SMART HEATING TECHNOLOGY

SMART REFERENCE LIST I SMART SUPER CABIN SET

SMART MICRO CABIN 500 KW WITH VERTICAL SILO 100 M³
AND COGENERATION 100 KWE + 200 KW
WERSON CONTAINERIZED NURSING HOUSE, CRISNÉE, BELGIUM

SMART **HEATING** TECHNOLOGY

SMART HEATING TECHNOLOGY s.r.o., U Statku 653/24, 717 00 Ostrava-Bartovice, Czech Republic, www.SmartHeating.cz

SMART HEATING TECHNOLOGY

SMART HEATING TECHNOLOGY

SMART REFERENCE LIST | SMART SUPER CABIN SET

SMART MICRO CABIN 500 KW WITH VERTICAL SILO 100 M³
AND COGENERATION 100 KWE + 200 KW
WERSON CONTAINERIZED NURSING HOUSE, CRISNÉE, BELGIUM





SMART HEATING TECHNOLOGY

SMART HEATING TECHNOLOGY

SMART REFERENCE LIST | SMART SELF-DRYING CABIN 500 KW

MULTI-FUEL SILO DESIGN WITH HYDRAULIC ROOF
WITH AUTOMATIC DRYING SILO FLOOR WITH COMPLETE REGULATION
RECYCLING PLANT, MERTHYR TYDFIL, WALES, UK



SMART HEATING TECHNOLOGY

SMART HEATING TECHNOLOGY

SMART REFERENCE LIST | SMART SELF-DRYING CABIN 500 KW

MULTI-FUEL SILO DESIGN WITH HYDRAULIC ROOF
WITH AUTOMATIC DRYING SILO FLOOR WITH COMPLETE REGULATION
RECYCLING PLANT, MERTHYR TYDFIL, WALES, UK

SMART HEATING TECHNOLOGY

SMART HEATING TECHNOLOGY

SMART REFERENCE LIST | SMART CABIN 500 KW

MULTI-FUEL SILO DESIGN WITH HYDRAULIC ROOF
2 HEATING CIRCUITS – FULLY MONITORED AND REGULATED
CHICKEN FARM, VL, SCOTLAND

SMART HEATING TECHNOLOGY

SMART HEATING TECHNOLOGY

SMART REFERENCE LIST | SMART CABIN 500 KW

MULTI-FUEL SILO DESIGN WITH HYDRAULIC ROOF
2 HEATING CIRCUITS – FULLY MONITORED AND REGULATED
CHICKEN FARM, EDZELL, SCOTLAND



SMART HEATING TECHNOLOGY

SMART HEATING TECHNOLOGY

SMART REFERENCE LIST | SMART CABIN 500 KW

MULTI–FUEL SILO DESIGN WITH HYDRAULIC ROOF, 1 HEATING CIRCUIT, COMPLETE REGULATION AND REMOTE ICLOUD VISUALIZATION, FULLY MONITORED AND REGULATED
CHICKEN FARM, CARNOUSTIE, SCOTLAND

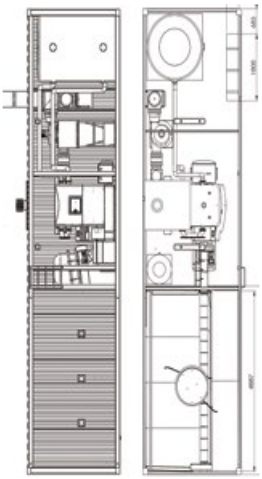



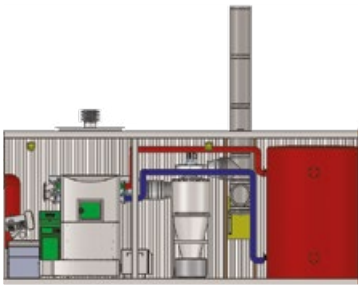

SMART HEATING TECHNOLOGY

SMART HEATING TECHNOLOGY

SMART REFERENCE LIST | SMART CABIN 500 KW

MULTI–FUEL SILO DESIGN WITH HYDRAULIC ROOF, 1 HEATING CIRCUIT, COMPLETE REGULATION AND REMOTE ICLOUD VISUALIZATION, FULLY MONITORED AND REGULATED
CHICKEN FARM, CARNOUSTIE, SCOTLAND

SMART HEATING TECHNOLOGY

SMART HEATING TECHNOLOGY

SMART REFERENCE LIST | SMART CABIN 500 KW

MULTI–FUEL SILO DESIGN WITH HYDRAULIC ROOF, 1 HEATING CIRCUIT, COMPLETE REGULATION AND REMOTE ICLOUD VISUALIZATION, FULLY MONITORED AND REGULATED
CHICKEN FARM, CARNOUSTIE, SCOTLAND

SMART HEATING TECHNOLOGY

SMART HEATING TECHNOLOGY s.r.o., U Statku 653/24, 717 00 Ostrava-Bartovice, Czech Republic, www.SmartHeating.cz

SMART HEATING TECHNOLOGY

SMART HEATING TECHNOLOGY

SMART REFERENCE LIST | SMART CABIN 500 KW

MULTI–FUEL SILO DESIGN WITH HYDRAULIC ROOF, 1 HEATING CIRCUIT, COMPLETE REGULATION AND REMOTE ICLOUD VISUALIZATION, FULLY MONITORED AND REGULATED CHICKEN FARM, CARNOUSTIE, SCOTLAND





SMART HEATING TECHNOLOGY

SMART HEATING TECHNOLOGY

SMART REFERENCE LIST | SMART CABIN 500 KW

MULTI–FUEL SILO DESIGN WITH HYDRAULIC ROOF, 1 HEATING CIRCUIT, COMPLETE REGULATION AND REMOTE ICLOUD VISUALIZATION, FULLY MONITORED AND REGULATED CHICKEN FARM, CARNOUSTIE, SCOTLAND

SMART HEATING TECHNOLOGY

SMART HEATING TECHNOLOGY s.r.o., U Statku 653/24, 717 00 Ostrava-Bartovice, Czech Republic, www.SmartHeating.cz

SMART **HEATING** TECHNOLOGY

SMART HEATING TECHNOLOGY

SMART REFERENCE LIST | SMART CABIN 500 KW

MULTI–FUEL SILO DESIGN WITH HYDRAULIC ROOF, 3 HEATING CIRCUITS WITH COMPLETE REGULATION AND REMOTE ICLOUD VISUALIZATION, AUTOMOTIVE PARTS MANUFACTURER WAREHOUSE STORAGE HEATING MOHELNICE, CZECH REPUBLIC

SMART **HEATING** TECHNOLOGY

SMART HEATING TECHNOLOGY

SMART REFERENCE LIST | SMART CABIN 500 KW

MULTI–FUEL SILO DESIGN WITH HYDRAULIC ROOF, 3 HEATING CIRCUITS WITH COMPLETE REGULATION AND REMOTE ICLOUD VISUALIZATION, AUTOMOTIVE PARTS MANUFACTURER WAREHOUSE STORAGE HEATING MOHELNICE, CZECH REPUBLIC



SMART **HEATING** TECHNOLOGY

SMART HEATING TECHNOLOGY s.r.o., U Statku 653/24, 717 00 Ostrava-Bartovice, Czech Republic, www.SmartHeating.cz

SMART HEATING TECHNOLOGY

SMART HEATING TECHNOLOGY

SMART REFERENCE LIST | SMART CABIN 500 KW

MULTI–FUEL SILO DESIGN WITH HYDRAULIC ROOF, 1 HEATING CIRCUIT, COMPLETE REGULATION AND REMOTE ICLOUD VISUALIZATION, FULLY MONITORED AND REGULATED CHICKEN FARM, FORFAR, SCOTLAND

SMART HEATING TECHNOLOGY

SMART HEATING TECHNOLOGY

SMART REFERENCE LIST | SMART CABIN 500 KW

MULTI–FUEL SILO DESIGN WITH HYDRAULIC ROOF, 1 HEATING CIRCUIT, COMPLETE REGULATION AND REMOTE ICLOUD VISUALIZATION, FULLY MONITORED AND REGULATED CHICKEN FARM, FORFAR, SCOTLAND

SMART HEATING TECHNOLOGY

SMART HEATING TECHNOLOGY s.r.o., U Statku 653/24, 717 00 Ostrava-Bartovice, Czech Republic, www.SmartHeating.cz

SMART HEATING TECHNOLOGY

SMART HEATING TECHNOLOGY

SMART REFERENCE LIST | SMART CABIN 500 KW

MULTI–FUEL SILO DESIGN WITH HYDRAULIC ROOF, 1 HEATING CIRCUIT, COMPLETE REGULATION AND REMOTE ICLOUD VISUALIZATION, FULLY MONITORED AND REGULATED CHICKEN FARM, FORFAR, SCOTLAND





SMART HEATING TECHNOLOGY

SMART HEATING TECHNOLOGY

SMART REFERENCE LIST | SMART CABIN 500 KW

MULTI–FUEL SILO DESIGN WITH HYDRAULIC ROOF, 1 HEATING CIRCUIT, COMPLETE REGULATION AND REMOTE ICLOUD VISUALIZATION, FULLY MONITORED AND REGULATED CHICKEN FARM, FORFAR, SCOTLAND

SMART HEATING TECHNOLOGY

SMART HEATING TECHNOLOGY s.r.o., U Statku 653/24, 717 00 Ostrava-Bartovice, Czech Republic, www.SmartHeating.cz

SMART HEATING TECHNOLOGY

SMART HEATING TECHNOLOGY

SMART REFERENCE LIST | SMART CABIN 500 KW

MULTI-FUEL SILO DESIGN WITH HYDRAULIC ROOF
COMPLETE REGULATION AND REMOTE ICLOUD VISUALIZATION OF ALL HEATING CIRCUITS
WAREHOUSE TEMPERING, NEWPORT, WALES, UK

SMART HEATING TECHNOLOGY

SMART HEATING TECHNOLOGY

SMART REFERENCE LIST | SMART CABIN 500 KW

MULTI–FUEL SILO DESIGN WITH HYDRAULIC ROOF, COMPLETE REGULATION AND REMOTE ICLOUD VISUALIZATION OF ALL HEATING CIRCUITS
WAREHOUSE TEMPERING, NEWPORT, WALES, UK

SMART HEATING TECHNOLOGY

SMART HEATING TECHNOLOGY s.r.o., U Statku 653/24, 717 00 Ostrava-Bartovice, Czech Republic, www.SmartHeating.cz

SMART **HEATING** TECHNOLOGY

SMART HEATING TECHNOLOGY

SMART REFERENCE LIST I SMART CABIN 500 KW

MULTI–FUEL SILO DESIGN WITH HYDRAULIC ROOF, COMPLETE REGULATION AND REMOTE ICLOUD VISUALIZATION OF ALL HEATING CIRCUITS
WAREHOUSE TEMPERING, NEWPORT, WALES, UK

SMART **HEATING** TECHNOLOGY

SMART HEATING TECHNOLOGY

SMART REFERENCE LIST I SMART CABIN 500 KW

WOOD PELLETS SILO DESIGN WITH EMERGENCY ROOF FILLING OUTLETS
1 HEATING CIRCUIT – FULLY MONITORED AND CONTROLLED APARTMENT HOUSE
DUMFRIES, SCOTLAND

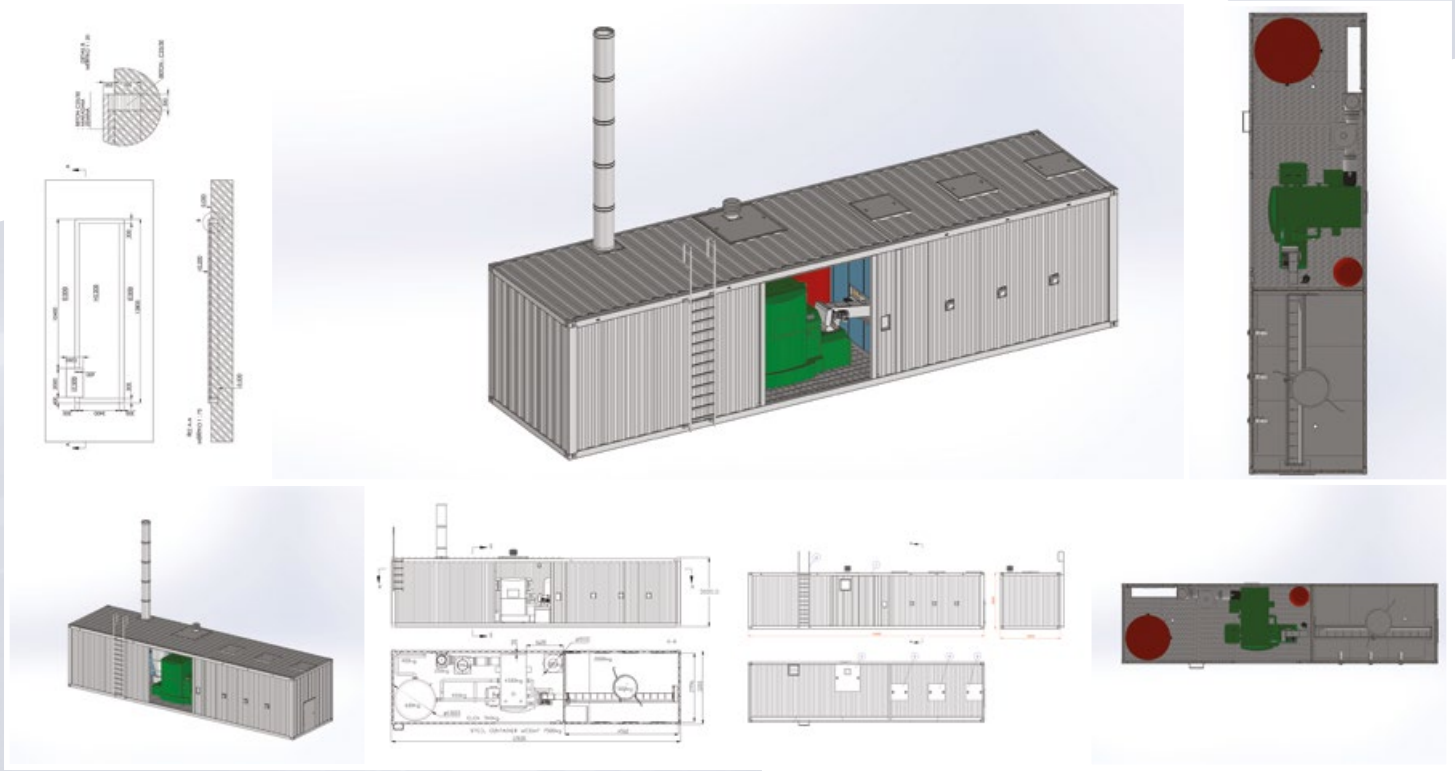

SMART **HEATING** TECHNOLOGY

SMART HEATING TECHNOLOGY

SMART REFERENCE LIST | SMART CABIN 500 KW

WOOD PELLETS SILO DESIGN WITH EMERGENCY ROOF FILLING OUTLETS
1 HEATING CIRCUIT – FULLY MONITORED AND CONTROLLED APARTMENT HOUSE
DUMFRIES, SCOTLAND

SMART **HEATING** TECHNOLOGY

SMART HEATING TECHNOLOGY

SMART REFERENCE LIST | SMART CABIN 500 KW

WOOD PELLETS SILO DESIGN WITH EMERGENCY ROOF FILLING OUTLETS
1 HEATING CIRCUIT – FULLY MONITORED AND CONTROLLED APARTMENT HOUSE
DUMFRIES, SCOTLAND

SMART **HEATING** TECHNOLOGY

SMART HEATING TECHNOLOGY s.r.o., U Statku 653/24, 717 00 Ostrava-Bartovice, Czech Republic, www.SmartHeating.cz

SMART HEATING TECHNOLOGY

SMART HEATING TECHNOLOGY

SMART REFERENCE LIST | SMART CABIN 500 KW

WOOD PELLETS SILO DESIGN WITH EMERGENCY ROOF FILLING OUTLETS
1 HEATING CIRCUIT – FULLY MONITORED AND CONTROLLED APARTMENT HOUSE
DUMFRIES, SCOTLAND

SMART HEATING TECHNOLOGY

SMART HEATING TECHNOLOGY

SMART REFERENCE LIST | SMART CABIN 500 KW

MULTI–FUEL SILO DESIGN WITH HYDRAULIC ROOF, 1 HEATING CIRCUIT, COMPLETE
REGULATION AND REMOTE ICLOUD VISUALIZATION, WOOD PRODUCING FACTORY
SAINT GERMAIN LES BELLES, FRANCE

SMART **HEATING** TECHNOLOGY

SMART HEATING TECHNOLOGY

SMART REFERENCE LIST I SMART CABIN 500 KW

MULTI–FUEL SILO DESIGN WITH HYDRAULIC ROOF, 1 HEATING CIRCUIT, COMPLETE REGULATION AND REMOTE ICLOUD VISUALIZATION, WOOD PRODUCING FACTORY SAINT GERMAIN LES BELLES, FRANCE

SMART **HEATING** TECHNOLOGY

SMART HEATING TECHNOLOGY

SMART REFERENCE LIST I SMART CABIN 500 KW

MULTI–FUEL SILO DESIGN WITH HYDRAULIC ROOF, 1 HEATING CIRCUIT, COMPLETE REGULATION AND REMOTE ICLOUD VISUALIZATION, WOOD PRODUCING FACTORY SAINT GERMAIN LES BELLES, FRANCE

SMART **HEATING** TECHNOLOGY

SMART HEATING TECHNOLOGY s.r.o., U Statku 653/24, 717 00 Ostrava-Bartovice, Czech Republic, www.SmartHeating.cz

SMART HEATING TECHNOLOGY

SMART HEATING TECHNOLOGY

SMART REFERENCE LIST I SMART CABIN 500 KW

MULTI–FUEL SILO DESIGN WITH HYDRAULIC ROOF, 1 HEATING CIRCUIT, COMPLETE REGULATION AND REMOTE ICLOUD VISUALIZATION, WOOD PRODUCING FACTORY SAINT GERMAIN LES BELLES, FRANCE

SMART HEATING TECHNOLOGY

SMART HEATING TECHNOLOGY

SMART REFERENCE LIST I SMART MAGNUM CABIN 500 KW WITH SPECIAL FILTRATION UNIT WITH 1,1 MG/M³ EMISSION POLLUTION

MULTI–FUEL SILO DESIGN, WITH COMPLETE REGULATION AND REMOTE MONITORING OF SMALL DISTRICT HEATING, LOW EMISSION ZONE, LONDON, UK

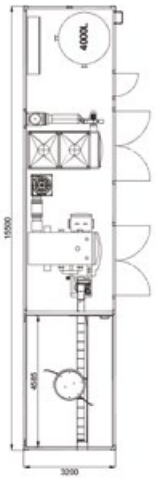
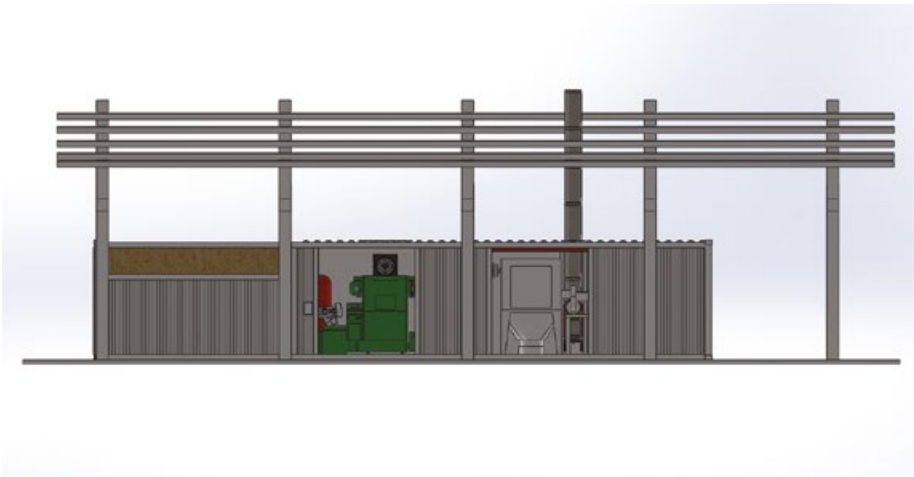

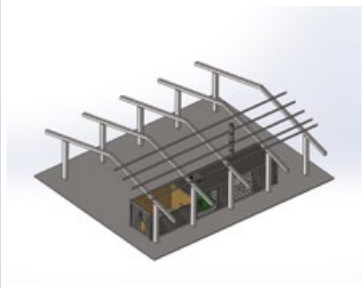
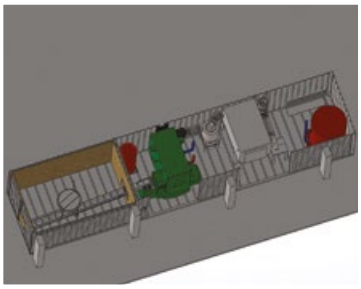
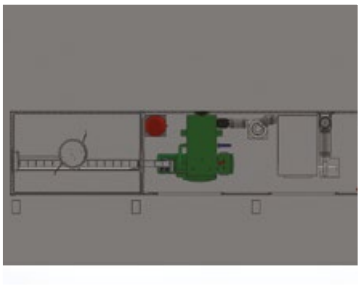


SMART HEATING TECHNOLOGY

SMART HEATING TECHNOLOGY

SMART REFERENCE LIST | SMART MAGNUM CABIN 500 KW WITH SPECIAL FILTRATION UNIT WITH 1,1 MG/M³ EMISSION POLLUTION

MULTI–FUEL SILO DESIGN, WITH COMPLETE REGULATION AND REMOTE MONITORING OF SMALL DISTRICT HEATING, LOW EMISSION ZONE, LONDON, UK

SMART HEATING TECHNOLOGY

SMART HEATING TECHNOLOGY

SMART REFERENCE LIST | SMART MAGNUM CABIN 500 KW WITH SPECIAL FILTRATION UNIT WITH 1,1 MG/M³ EMISSION POLLUTION

MULTI–FUEL SILO DESIGN, WITH COMPLETE REGULATION AND REMOTE MONITORING OF SMALL DISTRICT HEATING, LOW EMISSION ZONE, LONDON, UK

SMART HEATING TECHNOLOGY

SMART HEATING TECHNOLOGY s.r.o., U Statku 653/24, 717 00 Ostrava-Bartovice, Czech Republic, www.SmartHeating.cz

SMART HEATING TECHNOLOGY

SMART HEATING TECHNOLOGY

SMART REFERENCE LIST | SMART FARM PANEL CABIN 500 KW

SPECIAL STEEL STRUCTURE WITH KINGSPAN WALLS&ROOF PANELS, COVERING PLATES, ENTRY DOORS
MULTI-FUEL SILO DESIGN WITH HYDRAULIC ROOF, 6000 L OF ACCUMULATION TANKS STORAGE
9 HEATING CIRCUITS WITH COMPLETE REGULATION AND REMOTE ICLOUD VISUALISATION
CHICKEN FARM, PORTOMARIN, SPAIN

SMART HEATING TECHNOLOGY

SMART HEATING TECHNOLOGY

SMART REFERENCE LIST | SMART FARM PANEL CABIN 500 KW

SPECIAL STEEL STRUCTURE WITH KINGSPAN WALLS&ROOF PANELS, COVERING PLATES, ENTRY DOORS
MULTI-FUEL SILO DESIGN WITH HYDRAULIC ROOF, 6000 L OF ACCUMULATION TANKS STORAGE
9 HEATING CIRCUITS WITH COMPLETE REGULATION AND REMOTE ICLOUD VISUALISATION
CHICKEN FARM, PORTOMARIN, SPAIN

SMART HEATING TECHNOLOGY

SMART HEATING TECHNOLOGY s.r.o., U Statku 653/24, 717 00 Ostrava-Bartovice, Czech Republic, www.SmartHeating.cz

SMART HEATING TECHNOLOGY

SMART HEATING TECHNOLOGY

SMART REFERENCE LIST | SMART FARM PANEL CABIN 500 KW

SPECIAL STEEL STRUCTURE WITH KINGSPAN WALLS&ROOF PANELS, COVERING PLATES, ENTRY DOORS
MULTI-FUEL SILO DESIGN WITH HYDRAULIC ROOF, 6000 L OF ACCUMULATION TANKS STORAGE
9 HEATING CIRCUITS WITH COMPLETE REGULATION AND REMOTE ICLOUD VISUALISATION
CHICKEN FARM, PORTOMARIN, SPAIN



SMART HEATING TECHNOLOGY

SMART HEATING TECHNOLOGY

SMART REFERENCE LIST | SMART-ETHX PANEL CABIN 500 KW

SPECIAL STEEL STRUCTURE WITH KINGSPAN WALL PANELS, COVERING PLATES, GLASS ENTRY DOORS, MULTI-FUEL SILO DESIGN WITH WOOD CHIPS BLOWING PIPES DN150 AND ROOF FILLING OUTLETS, 4000 L OF ACCUMULATION TANK STORAGE,
1 HEATING CIRCUIT WITH COMPLETE REGULATION AND REMOTE ICLOUD VISUALISATION,
CARNBOOTH HOUSE HOTEL HEATING, GLASGOW, SCOTLAND


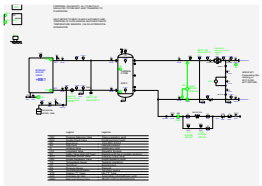

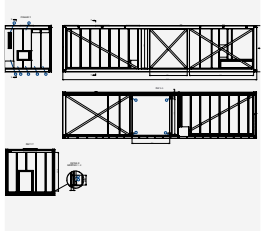
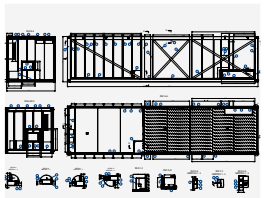
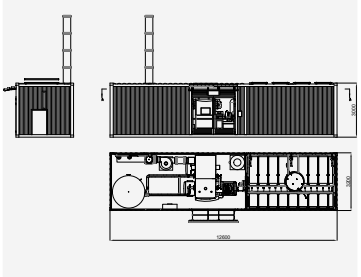
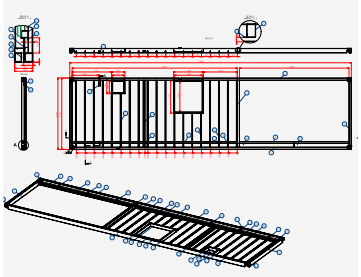
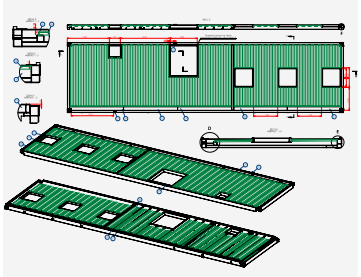
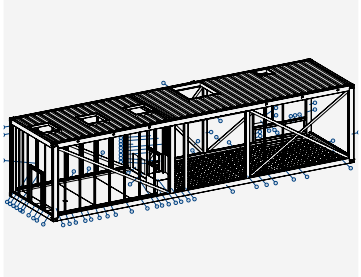

SMART HEATING TECHNOLOGY

SMART HEATING TECHNOLOGY

SMART REFERENCE LIST | SMART-ETHX PANEL CABIN 500 KW

SPECIAL STEEL STRUCTURE WITH KINGSPAN WALL PANELS, COVERING PLATES, GLASS ENTRY DOORS, MULTI-FUEL SILO DESIGN WITH WOOD CHIPS BLOWING PIPES DN150 AND ROOF FILLING OUTLETS, 4000 L OF ACCUMULATION TANK STORAGE, 1 HEATING CIRCUIT WITH COMPLETE REGULATION AND REMOTE ICLOUD VISUALISATION, CARNBOOTH HOUSE HOTEL HEATING, GLASGOW, SCOTLAND




SMART HEATING TECHNOLOGY

SMART HEATING TECHNOLOGY

SMART REFERENCE LIST | SMART-ETHX PANEL CABIN 500 KW

SPECIAL STEEL STRUCTURE WITH KINGSPAN WALL PANELS, COVERING PLATES, GLASS ENTRY DOORS, MULTI-FUEL SILO DESIGN WITH WOOD CHIPS BLOWING PIPES DN150 AND ROOF FILLING OUTLETS, 4000 L OF ACCUMULATION TANK STORAGE, 1 HEATING CIRCUIT WITH COMPLETE REGULATION AND REMOTE ICLOUD VISUALISATION, CARNBOOTH HOUSE HOTEL HEATING, GLASGOW, SCOTLAND





SMART HEATING TECHNOLOGY

SMART HEATING TECHNOLOGY s.r.o., U Statku 653/24, 717 00 Ostrava-Bartovice, Czech Republic, www.SmartHeating.cz

SMART HEATING TECHNOLOGY

SMART REFERENCE LIST | SMART-ETHX PANEL CABIN 500 KW

SPECIAL STEEL STRUCTURE WITH KINGSPAN WALL PANELS, COVERING PLATES, GLASS ENTRY DOORS, MULTI-FUEL SILO DESIGN WITH WOOD CHIPS BLOWING PIPES DN150 AND ROOF FILLING OUTLETS, 4000 L OF ACCUMULATION TANK STORAGE, 1 HEATING CIRCUIT WITH COMPLETE REGULATION AND REMOTE ICLOUD VISUALISATION, CARNBOOTH HOUSE HOTEL HEATING, GLASGOW, SCOTLAND



SMART HEATING TECHNOLOGY

SMART HEATING TECHNOLOGY

SMART REFERENCE LIST | SMART-ETHX PANEL CABIN 500 KW

SPECIAL STEEL STRUCTURE WITH KINGSPAN WALL PANELS, COVERING PLATES, GLASS ENTRY DOORS, MULTI-FUEL SILO DESIGN WITH WOOD CHIPS BLOWING PIPES DN150 AND ROOF FILLING OUTLETS, 4000 L OF ACCUMULATION TANK STORAGE, 1 HEATING CIRCUIT WITH COMPLETE REGULATION AND REMOTE ICLOUD VISUALISATION, CARNBOOTH HOUSE HOTEL HEATING, GLASGOW, SCOTLAND

SMART HEATING TECHNOLOGY

SMART HEATING TECHNOLOGY s.r.o., U Statku 653/24, 717 00 Ostrava-Bartovice, Czech Republic, www.SmartHeating.cz

SMART **HEATING** TECHNOLOGY

SMART HEATING TECHNOLOGY

SMART REFERENCE LIST | SMART-ETHX PANEL CABIN 500 KW

SPECIAL STEEL STRUCTURE WITH KINGSPAN WALL PANELS, COVERING PLATES, GLASS ENTRY DOORS, MULTI-FUEL SILO DESIGN WITH WOOD CHIPS BLOWING PIPES DN150 AND ROOF FILLING OUTLETS, 4000 L OF ACCUMULATION TANK STORAGE, 1 HEATING CIRCUIT WITH COMPLETE REGULATION AND REMOTE ICLOUD VISUALISATION, CARNBOOTH HOUSE HOTEL HEATING, GLASGOW, SCOTLAND



SMART **HEATING** TECHNOLOGY

SMART HEATING TECHNOLOGY

SMART REFERENCE LIST | SMART-ETHX PANEL CABIN 500 KW

SPECIAL STEEL STRUCTURE WITH KINGSPAN WALL PANELS, COVERING PLATES, GLASS ENTRY DOORS, MULTI-FUEL SILO DESIGN WITH WOOD CHIPS BLOWING PIPES DN150 AND ROOF FILLING OUTLETS, 4000 L OF ACCUMULATION TANK STORAGE, 1 HEATING CIRCUIT WITH COMPLETE REGULATION AND REMOTE ICLOUD VISUALISATION, CARNBOOTH HOUSE HOTEL HEATING, GLASGOW, SCOTLAND

SMART **HEATING** TECHNOLOGY

SMART HEATING TECHNOLOGY s.r.o., U Statku 653/24, 717 00 Ostrava-Bartovice, Czech Republic, www.SmartHeating.cz

SMART HEATING TECHNOLOGY

SMART HEATING TECHNOLOGY

SMART REFERENCE LIST | SMART-ETHX PANEL CABIN 500 KW

SPECIAL STEEL STRUCTURE WITH KINGSPAN WALL PANELS, COVERING PLATES, GLASS ENTRY DOORS, MULTI-FUEL SILO DESIGN WITH WOOD CHIPS BLOWING PIPES DN150 AND ROOF FILLING OUTLETS, 4000 L OF ACCUMULATION TANK STORAGE, 1 HEATING CIRCUIT WITH COMPLETE REGULATION AND REMOTE ICLOUD VISUALISATION, CARNBOOTH HOUSE HOTEL HEATING, GLASGOW, SCOTLAND





SMART HEATING TECHNOLOGY

SMART HEATING TECHNOLOGY

SMART REFERENCE LIST | SMART-ETHX PANEL CABIN 500 KW

SPECIAL STEEL STRUCTURE WITH KINGSPAN WALL PANELS, COVERING PLATES, GLASS ENTRY DOORS, MULTI-FUEL SILO DESIGN WITH WOOD CHIPS BLOWING PIPES DN150 AND ROOF FILLING OUTLETS, 4000 L OF ACCUMULATION TANK STORAGE, 1 HEATING CIRCUIT WITH COMPLETE REGULATION AND REMOTE ICLOUD VISUALISATION, CARNBOOTH HOUSE HOTEL HEATING, GLASGOW, SCOTLAND





SMART HEATING TECHNOLOGY

SMART HEATING TECHNOLOGY

SMART REFERENCE LIST | SMART-ETHX PANEL CABIN 500 KW

SPECIAL STEEL STRUCTURE WITH KINGSPAN WALL PANELS, COVERING PLATES, GLASS ENTRY DOORS, MULTI-FUEL SILO DESIGN WITH WOOD CHIPS BLOWING PIPES DN150 AND ROOF FILLING OUTLETS, 4000 L OF ACCUMULATION TANK STORAGE, 1 HEATING CIRCUIT WITH COMPLETE REGULATION AND REMOTE ICLOUD VISUALISATION, CARNBOOTH HOUSE HOTEL HEATING, GLASGOW, SCOTLAND

SMART HEATING TECHNOLOGY

SMART HEATING TECHNOLOGY

SMART REFERENCE LIST | SMART-ETHX PANEL CABIN 500 KW

SPECIAL STEEL STRUCTURE WITH KINGSPAN WALL PANELS, COVERING PLATES, GLASS ENTRY DOORS, MULTI-FUEL SILO DESIGN WITH WOOD CHIPS BLOWING PIPES DN150 AND ROOF FILLING OUTLETS, 4000 L OF ACCUMULATION TANK STORAGE, 1 HEATING CIRCUIT WITH COMPLETE REGULATION AND REMOTE ICLOUD VISUALISATION, CARNBOOTH HOUSE HOTEL HEATING, GLASGOW, SCOTLAND





SMART HEATING TECHNOLOGY

SMART HEATING TECHNOLOGY s.r.o., U Statku 653/24, 717 00 Ostrava-Bartovice, Czech Republic, www.SmartHeating.cz

SMART HEATING TECHNOLOGY

SMART HEATING TECHNOLOGY

SMART REFERENCE LIST I SMART-ETHX PANEL CABIN 500 KW

SPECIAL STEEL STRUCTURE WITH KINGSPAN WALLS PANELS, COVERING PLATES, ENTRY DOORS, MULTI-FUEL SILO DESIGN WITH WOOD CHIPS BLOWING PIPES DN150 AND ROOF FILLING OUTLETS, 4000 L OF ACCUMULATION TANK STORAGE, 1 HEATING CIRCUIT WITH COMPLETE REGULATION AND REMOTE ICLOUD VISUALISATION, SCHOOL HEATING, GLASGOW, SCOTLAND

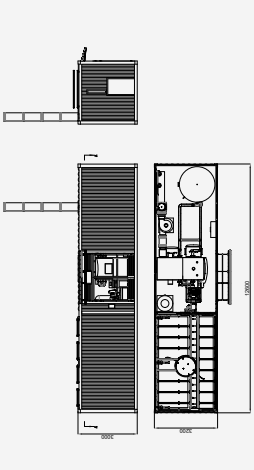

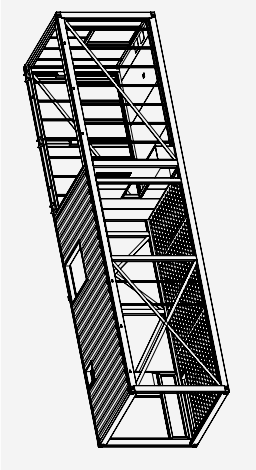

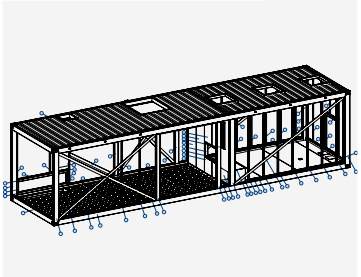

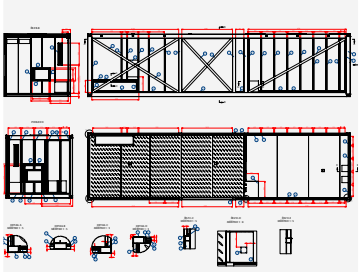

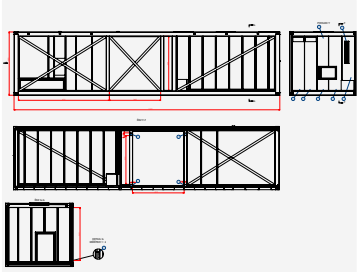

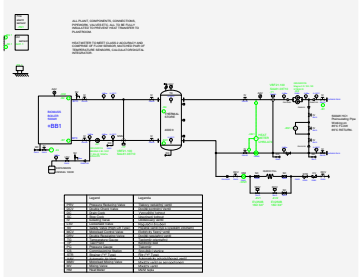

SMART HEATING TECHNOLOGY

SMART HEATING TECHNOLOGY

SMART REFERENCE LIST I SMART-ETHX PANEL CABIN 500 KW

SPECIAL STEEL STRUCTURE WITH KINGSPAN WALLS PANELS, COVERING PLATES, ENTRY DOORS, MULTI-FUEL SILO DESIGN WITH WOOD CHIPS BLOWING PIPES DN150 AND ROOF FILLING OUTLETS, 4000 L OF ACCUMULATION TANK STORAGE, 1 HEATING CIRCUIT WITH COMPLETE REGULATION AND REMOTE ICLOUD VISUALISATION, SCHOOL HEATING, GLASGOW, SCOTLAND







SMART HEATING TECHNOLOGY

SMART HEATING TECHNOLOGY s.r.o., U Statku 653/24, 717 00 Ostrava-Bartovice, Czech Republic, www.SmartHeating.cz

SMART HEATING TECHNOLOGY

SMART HEATING TECHNOLOGY

SMART REFERENCE LIST | SMART-ETHX PANEL CABIN 500 KW

SPECIAL STEEL STRUCTURE WITH KINGSPAN WALLS PANELS, COVERING PLATES, ENTRY DOORS, MULTI-FUEL SILO DESIGN WITH WOOD CHIPS BLOWING PIPES DN150 AND ROOF FILLING OUTLETS, 4000 L OF ACCUMULATION TANK STORAGE, 1 HEATING CIRCUIT WITH COMPLETE REGULATION AND REMOTE ICLOUD VISUALISATION, SCHOOL HEATING, GLASGOW, SCOTLAND





SMART HEATING TECHNOLOGY

SMART HEATING TECHNOLOGY

SMART REFERENCE LIST | SMART-ETHX PANEL CABIN 500 KW

SPECIAL STEEL STRUCTURE WITH KINGSPAN WALLS PANELS, COVERING PLATES, ENTRY DOORS, MULTI-FUEL SILO DESIGN WITH WOOD CHIPS BLOWING PIPES DN150 AND ROOF FILLING OUTLETS, 4000 L OF ACCUMULATION TANK STORAGE, 1 HEATING CIRCUIT WITH COMPLETE REGULATION AND REMOTE ICLOUD VISUALISATION, SCHOOL HEATING, GLASGOW, SCOTLAND

SMART HEATING TECHNOLOGY

SMART HEATING TECHNOLOGY s.r.o., U Statku 653/24, 717 00 Ostrava-Bartovice, Czech Republic, www.SmartHeating.cz

SMART HEATING TECHNOLOGY

SMART HEATING TECHNOLOGY

SMART REFERENCE LIST | SMART-ETHX PANEL CABIN 500 KW

SPECIAL STEEL STRUCTURE WITH KINGSPAN WALLS PANELS, COVERING PLATES, ENTRY DOORS, MULTI-FUEL SILO DESIGN WITH WOOD CHIPS BLOWING PIPES DN150 AND ROOF FILLING OUTLETS, 4000 L OF ACCUMULATION TANK STORAGE, 1 HEATING CIRCUIT WITH COMPLETE REGULATION AND REMOTE ICLOUD VISUALISATION, SCHOOL HEATING, GLASGOW, SCOTLAND

SMART HEATING TECHNOLOGY

SMART HEATING TECHNOLOGY

SMART REFERENCE LIST | SMART-ETHX PANEL CABIN 500 KW

SPECIAL STEEL STRUCTURE WITH KINGSPAN WALLS PANELS, COVERING PLATES, ENTRY DOORS, MULTI-FUEL SILO DESIGN WITH WOOD CHIPS BLOWING PIPES DN150 AND ROOF FILLING OUTLETS, 4000 L OF ACCUMULATION TANK STORAGE, 1 HEATING CIRCUIT WITH COMPLETE REGULATION AND REMOTE ICLOUD VISUALISATION, SCHOOL HEATING, GLASGOW, SCOTLAND

SMART HEATING TECHNOLOGY

SMART HEATING TECHNOLOGY s.r.o., U Statku 653/24, 717 00 Ostrava-Bartovice, Czech Republic, www.SmartHeating.cz

SMART HEATING TECHNOLOGY

SMART HEATING TECHNOLOGY

SMART REFERENCE LIST | SMART-ETHX PANEL CABIN 500 KW

SPECIAL STEEL STRUCTURE WITH KINGSPAN WALLS PANELS, COVERING PLATES, ENTRY DOORS, MULTI-FUEL SILO DESIGN WITH WOOD CHIPS BLOWING PIPES DN150 AND ROOF FILLING OUTLETS, 4000 L OF ACCUMULATION TANK STORAGE, 1 HEATING CIRCUIT WITH COMPLETE REGULATION AND REMOTE ICLOUD VISUALISATION, SCHOOL HEATING, GLASGOW, SCOTLAND

SMART HEATING TECHNOLOGY

SMART HEATING TECHNOLOGY

SMART REFERENCE LIST | SMART-ETHX PANEL CABIN 500 KW

SPECIAL STEEL STRUCTURE WITH KINGSPAN WALLS PANELS, COVERING PLATES, ENTRY DOORS, MULTI-FUEL SILO DESIGN WITH WOOD CHIPS BLOWING PIPES DN150 AND ROOF FILLING OUTLETS, 4000 L OF ACCUMULATION TANK STORAGE, 1 HEATING CIRCUIT WITH COMPLETE REGULATION AND REMOTE ICLOUD VISUALISATION, SCHOOL HEATING, GLASGOW, SCOTLAND



SMART HEATING TECHNOLOGY

SMART HEATING TECHNOLOGY s.r.o., U Statku 653/24, 717 00 Ostrava-Bartovice, Czech Republic, www.SmartHeating.cz

SMART HEATING TECHNOLOGY

SMART HEATING TECHNOLOGY

SMART REFERENCE LIST I SMART-ETHX PANEL CABIN 500 KW

SPECIAL STEEL STRUCTURE WITH KINGSPAN WALLS PANELS, COVERING PLATES, ENTRY DOORS, MULTI-FUEL SILO DESIGN WITH WOOD CHIPS BLOWING PIPES DN150 AND ROOF FILLING OUTLETS, 4000 L OF ACCUMULATION TANK STORAGE, 1 HEATING CIRCUIT WITH COMPLETE REGULATION AND REMOTE ICLOUD VISUALISATION, SCHOOL HEATING, GLASGOW, SCOTLAND





SMART HEATING TECHNOLOGY

SMART HEATING TECHNOLOGY

SMART REFERENCE LIST I SMART-ETHX PANEL CABIN 500 KW

SPECIAL STEEL STRUCTURE WITH KINGSPAN WALLS PANELS, COVERING PLATES, ENTRY DOORS, MULTI-FUEL SILO DESIGN WITH WOOD CHIPS BLOWING PIPES DN150 AND ROOF FILLING OUTLETS, 4000 L OF ACCUMULATION TANK STORAGE, 1 HEATING CIRCUIT WITH COMPLETE REGULATION AND REMOTE ICLOUD VISUALISATION, SCHOOL HEATING, GLASGOW, SCOTLAND

SMART HEATING TECHNOLOGY

SMART HEATING TECHNOLOGY s.r.o., U Statku 653/24, 717 00 Ostrava-Bartovice, Czech Republic, www.SmartHeating.cz

SMART HEATING TECHNOLOGY

SMART HEATING TECHNOLOGY

SMART REFERENCE LIST I SMART-ETHX PANEL CABIN 500 KW

SPECIAL STEEL STRUCTURE WITH KINGSPAN WALLS PANELS, COVERING PLATES, ENTRY DOORS, MULTI-FUEL SILO DESIGN WITH WOOD CHIPS BLOWING PIPES DN150 AND ROOF FILLING OUTLETS, 4000 L OF ACCUMULATION TANK STORAGE, 1 HEATING CIRCUIT WITH COMPLETE REGULATION AND REMOTE ICLOUD VISUALISATION, FOOD STORAGE COMPANY HEATING, GLASGOW, SCOTLAND

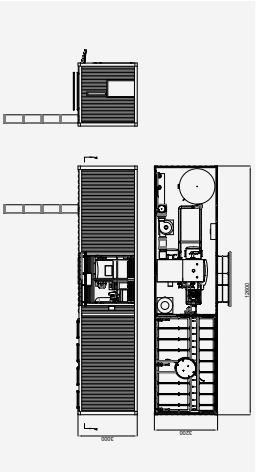

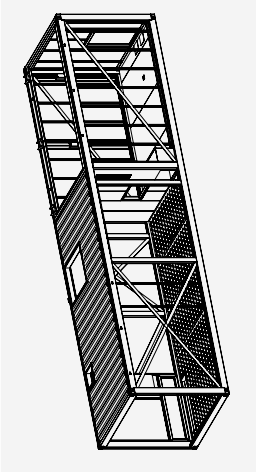

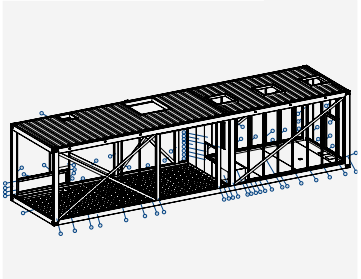

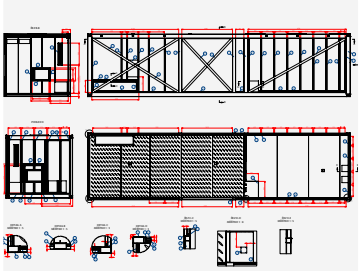

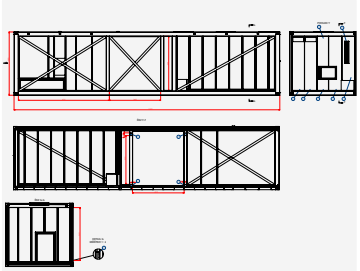

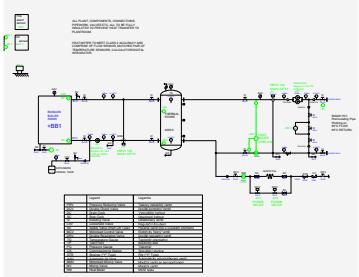

SMART HEATING TECHNOLOGY

SMART HEATING TECHNOLOGY

SMART REFERENCE LIST I SMART-ETHX PANEL CABIN 500 KW

SPECIAL STEEL STRUCTURE WITH KINGSPAN WALLS PANELS, COVERING PLATES, ENTRY DOORS, MULTI-FUEL SILO DESIGN WITH WOOD CHIPS BLOWING PIPES DN150 AND ROOF FILLING OUTLETS, 4000 L OF ACCUMULATION TANK STORAGE, 1 HEATING CIRCUIT WITH COMPLETE REGULATION AND REMOTE ICLOUD VISUALISATION, FOOD STORAGE COMPANY HEATING, GLASGOW, SCOTLAND







SMART HEATING TECHNOLOGY

SMART HEATING TECHNOLOGY s.r.o., U Statku 653/24, 717 00 Ostrava-Bartovice, Czech Republic, www.SmartHeating.cz

SMART HEATING TECHNOLOGY

SMART HEATING TECHNOLOGY

SMART REFERENCE LIST | SMART-ETHX PANEL CABIN 500 KW

SPECIAL STEEL STRUCTURE WITH KINGSPAN WALLS PANELS, COVERING PLATES, ENTRY DOORS, MULTI-FUEL SILO DESIGN WITH WOOD CHIPS BLOWING PIPES DN150 AND ROOF FILLING OUTLETS, 4000 L OF ACCUMULATION TANK STORAGE, 1 HEATING CIRCUIT WITH COMPLETE REGULATION AND REMOTE ICLOUD VISUALISATION, FOOD STORAGE COMPANY HEATING, GLASGOW, SCOTLAND







SMART HEATING TECHNOLOGY

SMART HEATING TECHNOLOGY

SMART REFERENCE LIST | SMART-ETHX PANEL CABIN 500 KW

SPECIAL STEEL STRUCTURE WITH KINGSPAN WALLS PANELS, COVERING PLATES, ENTRY DOORS, MULTI-FUEL SILO DESIGN WITH WOOD CHIPS BLOWING PIPES DN150 AND ROOF FILLING OUTLETS, 4000 L OF ACCUMULATION TANK STORAGE, 1 HEATING CIRCUIT WITH COMPLETE REGULATION AND REMOTE ICLOUD VISUALISATION, FOOD STORAGE COMPANY HEATING, GLASGOW, SCOTLAND



SMART HEATING TECHNOLOGY

SMART HEATING TECHNOLOGY s.r.o., U Statku 653/24, 717 00 Ostrava-Bartovice, Czech Republic, www.SmartHeating.cz

SMART HEATING TECHNOLOGY

SMART HEATING TECHNOLOGY

SMART REFERENCE LIST | SMART-ETHX PANEL CABIN 500 KW

SPECIAL STEEL STRUCTURE WITH KINGSPAN WALLS PANELS, COVERING PLATES, ENTRY DOORS, MULTI-FUEL SILO DESIGN WITH WOOD CHIPS BLOWING PIPES DN150 AND ROOF FILLING OUTLETS, 4000 L OF ACCUMULATION TANK STORAGE, 1 HEATING CIRCUIT WITH COMPLETE REGULATION AND REMOTE ICLOUD VISUALISATION, FOOD STORAGE COMPANY HEATING, GLASGOW, SCOTLAND

SMART HEATING TECHNOLOGY

SMART HEATING TECHNOLOGY

SMART REFERENCE LIST | SMART-ETHX PANEL CABIN 500 KW

SPECIAL STEEL STRUCTURE WITH KINGSPAN WALLS PANELS, COVERING PLATES, ENTRY DOORS, MULTI-FUEL SILO DESIGN WITH WOOD CHIPS BLOWING PIPES DN150 AND ROOF FILLING OUTLETS, 4000 L OF ACCUMULATION TANK STORAGE, 1 HEATING CIRCUIT WITH COMPLETE REGULATION AND REMOTE ICLOUD VISUALISATION, FOOD STORAGE COMPANY HEATING, GLASGOW, SCOTLAND



SMART HEATING TECHNOLOGY

SMART HEATING TECHNOLOGY s.r.o., U Statku 653/24, 717 00 Ostrava-Bartovice, Czech Republic, www.SmartHeating.cz

SMART HEATING TECHNOLOGY

SMART HEATING TECHNOLOGY

SMART REFERENCE LIST | SMART-ETHX PANEL CABIN 500 KW

SPECIAL STEEL STRUCTURE WITH KINGSPAN WALLS PANELS, COVERING PLATES, ENTRY DOORS, MULTI-FUEL SILO DESIGN WITH WOOD CHIPS BLOWING PIPES DN150 AND ROOF FILLING OUTLETS, 4000 L OF ACCUMULATION TANK STORAGE, 1 HEATING CIRCUIT WITH COMPLETE REGULATION AND REMOTE ICLOUD VISUALISATION, FOOD STORAGE COMPANY HEATING, GLASGOW, SCOTLAND

SMART HEATING TECHNOLOGY

SMART HEATING TECHNOLOGY

SMART REFERENCE LIST | SMART-ETHX PANEL CABIN 500 KW

SPECIAL STEEL STRUCTURE WITH KINGSPAN WALLS PANELS, COVERING PLATES, ENTRY DOORS, MULTI-FUEL SILO DESIGN WITH WOOD CHIPS BLOWING PIPES DN150 AND ROOF FILLING OUTLETS, 4000 L OF ACCUMULATION TANK STORAGE, 1 HEATING CIRCUIT WITH COMPLETE REGULATION AND REMOTE ICLOUD VISUALISATION, FOOD STORAGE COMPANY HEATING, GLASGOW, SCOTLAND



SMART HEATING TECHNOLOGY

SMART HEATING TECHNOLOGY s.r.o., U Statku 653/24, 717 00 Ostrava-Bartovice, Czech Republic, www.SmartHeating.cz

SMART HEATING TECHNOLOGY

SMART HEATING TECHNOLOGY

SMART REFERENCE LIST | SMART-ETHX PANEL CABIN 500 KW

SPECIAL STEEL STRUCTURE WITH KINGSPAN WALLS PANELS, COVERING PLATES, ENTRY DOORS, MULTI-FUEL SILO DESIGN WITH WOOD CHIPS BLOWING PIPES DN150 AND ROOF FILLING OUTLETS, 4000 L OF ACCUMULATION TANK STORAGE, 1 HEATING CIRCUIT WITH COMPLETE REGULATION AND REMOTE ICLOUD VISUALISATION, FOOD STORAGE COMPANY HEATING, GLASGOW, SCOTLAND



SMART HEATING TECHNOLOGY

SMART HEATING TECHNOLOGY

SMART REFERENCE LIST | SMART-ETHX PANEL CABIN 500 KW

SPECIAL STEEL STRUCTURE WITH KINGSPAN WALLS PANELS, COVERING PLATES, ENTRY DOORS, MULTI-FUEL SILO DESIGN WITH WOOD CHIPS BLOWING PIPES DN150 AND ROOF FILLING OUTLETS, 4000 L OF ACCUMULATION TANK STORAGE, 1 HEATING CIRCUIT WITH COMPLETE REGULATION AND REMOTE ICLOUD VISUALISATION, FOOD STORAGE COMPANY HEATING, GLASGOW, SCOTLAND




SMART HEATING TECHNOLOGY

SMART HEATING TECHNOLOGY s.r.o., U Statku 653/24, 717 00 Ostrava-Bartovice, Czech Republic, www.SmartHeating.cz

SMART REFERENCE LIST | SMART GD ENVIRONMENTAL PANEL CABIN 500 KW

MULTI–FUEL SILO DESIGN, WITH COMPLETE REGULATION AND REMOTE MONITORING OF DRYING WASTE PROCESS, RECYCLING PLANT, NEWPORT, UK

SMART HEATING TECHNOLOGY

SMART HEATING TECHNOLOGY

SMART REFERENCE LIST | SMART GD ENVIRONMENTAL PANEL CABIN 500 KW

MULTI–FUEL SILO DESIGN, WITH COMPLETE REGULATION AND REMOTE MONITORING OF DRYING WASTE PROCESS, RECYCLING PLANT, NEWPORT, UK

SMART HEATING TECHNOLOGY

SMART HEATING TECHNOLOGY s.r.o., U Statku 653/24, 717 00 Ostrava-Bartovice, Czech Republic, www.SmartHeating.cz

SMART HEATING TECHNOLOGY

SMART HEATING TECHNOLOGY

SMART REFERENCE LIST | SMART GD ENVIRONMENTAL PANEL CABIN 500 KW

MULTI–FUEL SILO DESIGN, WITH COMPLETE REGULATION AND REMOTE MONITORING OF DRYING WASTE PROCESS, RECYCLING PLANT, NEWPORT, UK

SMART HEATING TECHNOLOGY

SMART HEATING TECHNOLOGY

SMART REFERENCE LIST | SMART GD ENVIRONMENTAL PANEL CABIN 500 KW

MULTI–FUEL SILO DESIGN, WITH COMPLETE REGULATION AND REMOTE MONITORING OF DRYING WASTE PROCESS, RECYCLING PLANT, NEWPORT, UK

SMART HEATING TECHNOLOGY

SMART HEATING TECHNOLOGY s.r.o., U Statku 653/24, 717 00 Ostrava-Bartovice, Czech Republic, www.SmartHeating.cz

SMART HEATING TECHNOLOGY

SMART HEATING TECHNOLOGY

SMART REFERENCE LIST | SMART GD ENVIRONMENTAL PANEL CABIN 500 KW

MULTI–FUEL SILO DESIGN, WITH COMPLETE REGULATION AND REMOTE MONITORING OF DRYING WASTE PROCESS, RECYCLING PLANT, NEWPORT, UK

SMART HEATING TECHNOLOGY

SMART HEATING TECHNOLOGY

SMART REFERENCE LIST | SMART GD ENVIRONMENTAL PANEL CABIN 500 KW

MULTI–FUEL SILO DESIGN, WITH COMPLETE REGULATION AND REMOTE MONITORING OF DRYING WASTE PROCESS, RECYCLING PLANT, NEWPORT, UK



SMART HEATING TECHNOLOGY

SMART HEATING TECHNOLOGY s.r.o., U Statku 653/24, 717 00 Ostrava-Bartovice, Czech Republic, www.SmartHeating.cz

SMART HEATING TECHNOLOGY

SMART HEATING TECHNOLOGY

SMART REFERENCE LIST | SMART GD ENVIRONMENTAL PANEL CABIN 500 KW

MULTI–FUEL SILO DESIGN, WITH COMPLETE REGULATION AND REMOTE MONITORING OF DRYING WASTE PROCESS, RECYCLING PLANT, NEWPORT, UK

SMART HEATING TECHNOLOGY

SMART HEATING TECHNOLOGY

SMART REFERENCE LIST | SMART SELF–DRYING CABIN 500 KW 2016/ SMART SELF-DRYING KINGSPAN PANEL CABIN 500 KW 2017

MULTI–FUEL SILO DESIGN WITH HYDRAULIC ROOF WITH AUTOMATIC DRYING SILO FLOOR WITH COMPLETE REGULATION DRYING FACILITY, AMMANDFORD, WALES



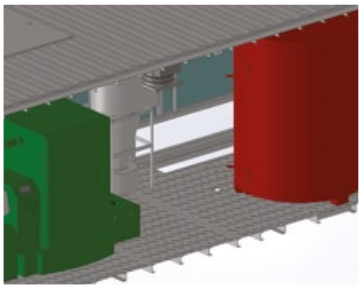

SMART HEATING TECHNOLOGY

SMART HEATING TECHNOLOGY

SMART REFERENCE LIST | SMART SELF–DRYING CABIN 500 KW 2016/ SMART SELF-DRYING KINGSPAN PANEL CABIN 500 KW 2017

MULTI–FUEL SILO DESIGN WITH HYDRAULIC ROOF WITH AUTOMATIC DRYING SILO FLOOR WITH COMPLETE REGULATION DRYING FACILITY, AMMANDFORD, WALES

SMART HEATING TECHNOLOGY

SMART HEATING TECHNOLOGY

SMART REFERENCE LIST | SMART SELF–DRYING CABIN 500 KW 2016/ SMART SELF-DRYING KINGSPAN PANEL CABIN 500 KW 2017

MULTI–FUEL SILO DESIGN WITH HYDRAULIC ROOF WITH AUTOMATIC DRYING SILO FLOOR WITH COMPLETE REGULATION DRYING FACILITY, AMMANDFORD, WALES

SMART HEATING TECHNOLOGY

SMART HEATING TECHNOLOGY s.r.o., U Statku 653/24, 717 00 Ostrava-Bartovice, Czech Republic, www.SmartHeating.cz

SMART HEATING TECHNOLOGY

SMART HEATING TECHNOLOGY

SMART REFERENCE LIST | SMART SELF–DRYING CABIN 500 KW 2016/ SMART SELF-DRYING KINGSPAN PANEL CABIN 500 KW 2017

MULTI–FUEL SILO DESIGN WITH HYDRAULIC ROOF WITH AUTOMATIC DRYING SILO FLOOR WITH COMPLETE REGULATION DRYING FACILITY, AMMANDFORD, WALES

SMART HEATING TECHNOLOGY

SMART HEATING TECHNOLOGY

SMART REFERENCE LIST | SMART SELF–DRYING CABIN 500 KW 2016/ SMART SELF-DRYING KINGSPAN PANEL CABIN 500 KW 2017

MULTI–FUEL SILO DESIGN WITH HYDRAULIC ROOF WITH AUTOMATIC DRYING SILO FLOOR WITH COMPLETE REGULATION DRYING FACILITY, AMMANDFORD, WALES

SMART HEATING TECHNOLOGY

SMART HEATING TECHNOLOGY s.r.o., U Statku 653/24, 717 00 Ostrava-Bartovice, Czech Republic, www.SmartHeating.cz

SMART HEATING TECHNOLOGY

SMART HEATING TECHNOLOGY

SMART REFERENCE LIST | SMART SELF–DRYING CABIN 500 KW 2016/ SMART SELF-DRYING KINGSPAN PANEL CABIN 500 KW 2017

MULTI–FUEL SILO DESIGN WITH HYDRAULIC ROOF WITH AUTOMATIC DRYING SILO FLOOR WITH COMPLETE REGULATION DRYING FACILITY, AMMANDFORD, WALES



SMART HEATING TECHNOLOGY

SMART HEATING TECHNOLOGY

SMART REFERENCE LIST | SMART SELF–DRYING CABIN 500 KW 2016/ SMART SELF-DRYING KINGSPAN PANEL CABIN 500 KW 2017

MULTI–FUEL SILO DESIGN WITH HYDRAULIC ROOF WITH AUTOMATIC DRYING SILO FLOOR WITH COMPLETE REGULATION DRYING FACILITY, AMMANDFORD, WALES

SMART HEATING TECHNOLOGY

SMART HEATING TECHNOLOGY s.r.o., U Statku 653/24, 717 00 Ostrava-Bartovice, Czech Republic, www.SmartHeating.cz

SMART HEATING TECHNOLOGY

SMART HEATING TECHNOLOGY

SMART REFERENCE LIST | SMART SELF–DRYING CABIN 500 KW 2016/ SMART SELF-DRYING KINGSPAN PANEL CABIN 500 KW 2017

MULTI–FUEL SILO DESIGN WITH HYDRAULIC ROOF WITH AUTOMATIC DRYING SILO FLOOR WITH COMPLETE REGULATION DRYING FACILITY, AMMANDFORD, WALES

SMART HEATING TECHNOLOGY

SMART HEATING TECHNOLOGY

SMART REFERENCE LIST | SMART MAGNUM CABIN WITH BIOMASS-OIL COMBINATION 350 KW + 550 KW

3,2 X 3 X 13,8 M SMART MAGNUM CABIN WITH 2 X 4000 L OF ACCUMULATION TANK STORAGE, 1+1 HEATING CIRCUIT, 2 X 12 M CHIMNEY + CHIMNEY STRUCTURE, MULTI-FUEL CONVEYOR CONNECTED TO AN EXISTING SILO WITH MOVING FLOOR SCHOOL HEATING + APARTMENT BUILDING HEATING, LILLEHAMMER, NORWAY







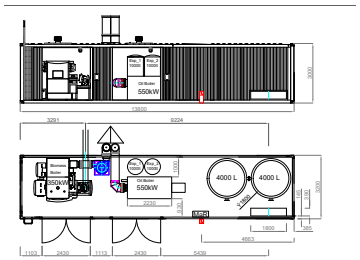



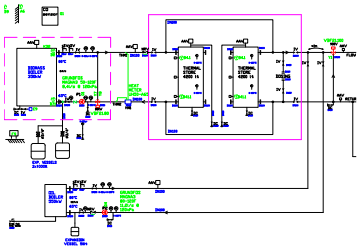

3,2 X 3 X 13,8 M SMART MAGNUM CABIN WITH 2 X 4000 L OF ACCUMULATION TANK STORAGE, 1+1 HEATING CIRCUIT, 2 X 12 M CHIMNEY + CHIMNEY STRUCTURE, MULTI-FUEL CONVEYOR CONNECTED TO AN EXISTING SILO WITH MOVING FLOOR

SCHOOL HEATING + APARTMENT BUILDING HEATING, LILLEHAMMER, NORWAY

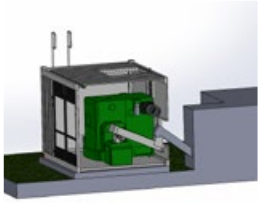



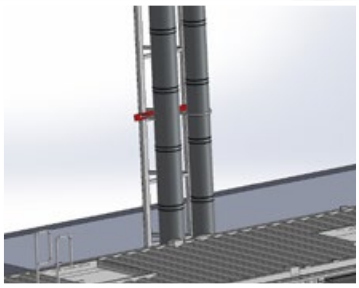

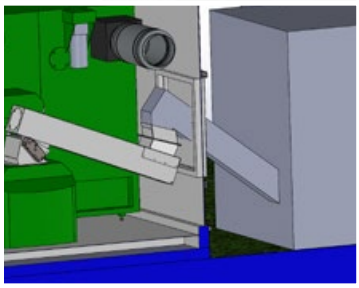

SMART HEATING TECHNOLOGY

SMART HEATING TECHNOLOGY

SMART REFERENCE LIST I SMART MAGNUM CABIN WITH BIOMASS–OIL COMBINATION 350 KW + 550 KW

3,2 X 3 X 13,8 M SMART MAGNUM CABIN WITH 2 X 4000 L OF ACCUMULATION TANK STORAGE, 1+1 HEATING CIRCUIT, 2 X 12 M CHIMNEY + CHIMNEY STRUCTURE, MULTI-FUEL CONVEYOR CONNECTED TO AN EXISTING SILO WITH MOVING FLOOR

SCHOOL HEATING + APARTMENT BUILDING HEATING, LILLEHAMMER, NORWAY





SMART HEATING TECHNOLOGY

SMART HEATING TECHNOLOGY s.r.o., U Statku 653/24, 717 00 Ostrava-Bartovice, Czech Republic, www.SmartHeating.cz

SMART **HEATING** TECHNOLOGY

SMART REFERENCE LIST I SMART MAGNUM CABIN WITH BIOMASS–OIL COMBINATION 350 KW + 550 KW

3,2 X 3 X 13,8 M SMART MAGNUM CABIN WITH 2 X 4000 L OF ACCUMULATION TANK STORAGE, 1+1 HEATING CIRCUIT, 2 X 12 M CHIMNEY + CHIMNEY STRUCTURE, MULTI-FUEL CONVEYOR CONNECTED TO AN EXISTING SILO WITH MOVING FLOOR
SCHOOL HEATING + APARTMENT BUILDING HEATING, LILLEHAMMER, NORWAY



SMART **HEATING** TECHNOLOGY

SMART HEATING TECHNOLOGY

SMART REFERENCE LIST I SMART MAGNUM CABIN WITH BIOMASS–OIL COMBINATION 350 KW + 550 KW

3,2 X 3 X 13,8 M SMART MAGNUM CABIN WITH 2 X 4000 L OF ACCUMULATION TANK STORAGE, 1+1 HEATING CIRCUIT, 2 X 12 M CHIMNEY + CHIMNEY STRUCTURE, MULTI-FUEL CONVEYOR CONNECTED TO AN EXISTING SILO WITH MOVING FLOOR
SCHOOL HEATING + APARTMENT BUILDING HEATING, LILLEHAMMER, NORWAY

SMART **HEATING** TECHNOLOGY

SMART HEATING TECHNOLOGY s.r.o., U Statku 653/24, 717 00 Ostrava-Bartovice, Czech Republic, www.SmartHeating.cz

SMART HEATING TECHNOLOGY

SMART HEATING TECHNOLOGY

SMART REFERENCE LIST | SMART SUPER MAGNUM CABIN

SMART SUPER MAGNUM CABIN 3,2 X 3 X 16 M, WITH 300 KW BIOMASS BOILER SMART, HORIZONTAL PELLETS SILO WITH MOVING FLOOR, 8000 L OF ACCUMULATION TANKS STORAGE, SET OF EXTERNAL CONVEYORS, CONNECTION WITH COGENERATION 100 KWE + 200 KW, ST. MARIE SCHOOL, NAMUR, BELGIUM

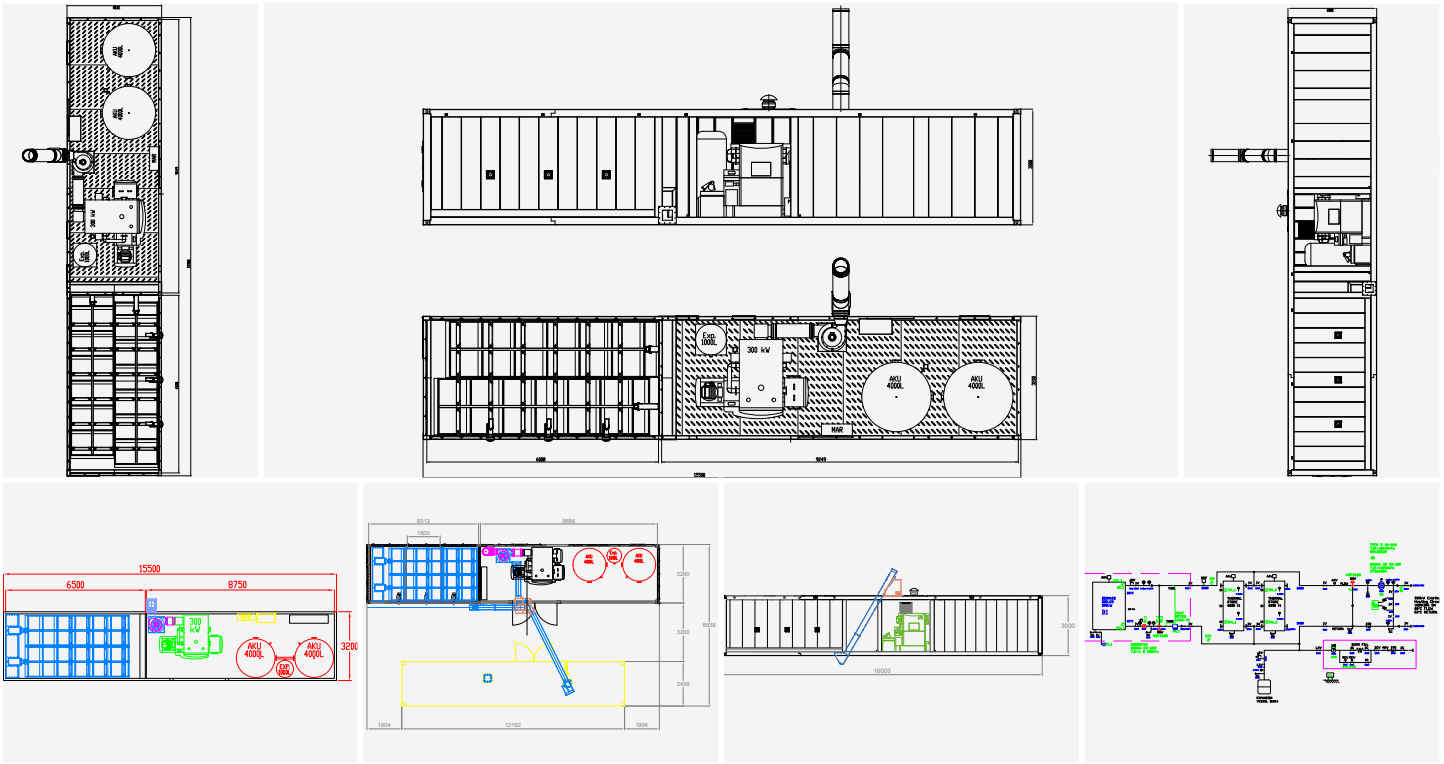

SMART HEATING TECHNOLOGY

SMART HEATING TECHNOLOGY

SMART REFERENCE LIST | SMART SUPER MAGNUM CABIN

SMART SUPER MAGNUM CABIN 3,2 X 3 X 16 M, WITH 300 KW BIOMASS BOILER SMART, HORIZONTAL PELLETS SILO WITH MOVING FLOOR, 8000 L OF ACCUMULATION TANKS STORAGE, SET OF EXTERNAL CONVEYORS, CONNECTION WITH COGENERATION 100 KWE + 200 KW, ST. MARIE SCHOOL, NAMUR, BELGIUM

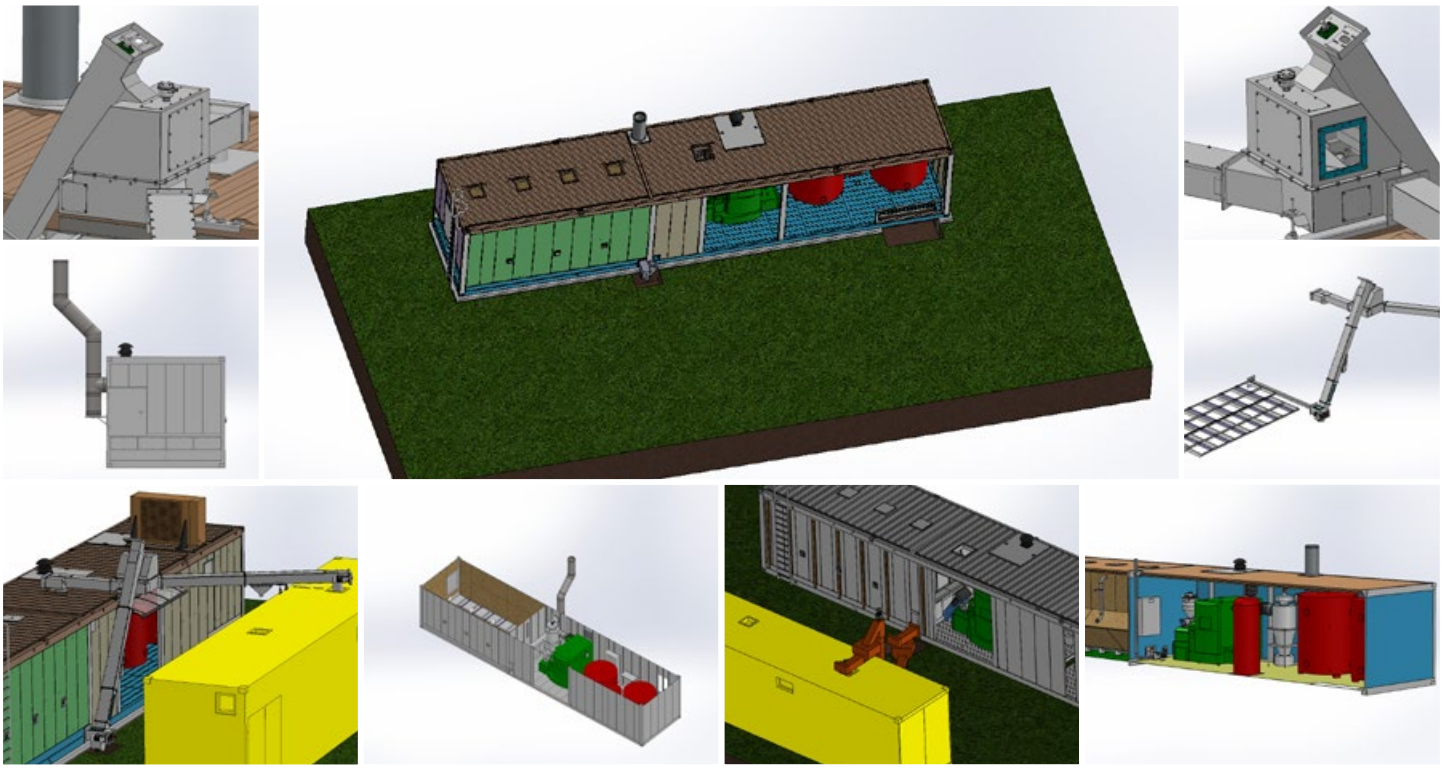

SMART HEATING TECHNOLOGY

SMART HEATING TECHNOLOGY s.r.o., U Statku 653/24, 717 00 Ostrava-Bartovice, Czech Republic, www.SmartHeating.cz

SMART HEATING TECHNOLOGY

SMART HEATING TECHNOLOGY

SMART REFERENCE LIST | SMART SUPER MAGNUM CABIN

SMART SUPER MAGNUM CABIN 3,2 X 3 X 16 M, WITH 300 KW BIOMASS BOILER SMART, HORIZONTAL PELLETS SILO WITH MOVING FLOOR, 8000 L OF ACCUMULATION TANKS STORAGE, SET OF EXTERNAL CONVEYORS, CONNECTION WITH COGENERATION 100 KWE + 200 KW, ST. MARIE SCHOOL, NAMUR, BELGIUM

SMART HEATING TECHNOLOGY

SMART HEATING TECHNOLOGY

SMART REFERENCE LIST | SMART SUPER MAGNUM CABIN

SMART SUPER MAGNUM CABIN 3,2 X 3 X 16 M, WITH 300 KW BIOMASS BOILER SMART, HORIZONTAL PELLETS SILO WITH MOVING FLOOR, 8000 L OF ACCUMULATION TANKS STORAGE, SET OF EXTERNAL CONVEYORS, CONNECTION WITH COGENERATION 100 KWE + 200 KW, ST. MARIE SCHOOL, NAMUR, BELGIUM

SMART HEATING TECHNOLOGY

SMART HEATING TECHNOLOGY s.r.o., U Statku 653/24, 717 00 Ostrava-Bartovice, Czech Republic, www.SmartHeating.cz

SMART HEATING TECHNOLOGY

SMART HEATING TECHNOLOGY

SMART REFERENCE LIST I SMART SUPER MAGNUM CABIN

SMART SUPER MAGNUM CABIN 3,2 X 3 X 16 M, WITH 300 KW BIOMASS BOILER SMART, HORIZONTAL PELLETS SILO WITH MOVING FLOOR, 8000 L OF ACCUMULATION TANKS STORAGE, SET OF EXTERNAL CONVEYORS, CONNECTION WITH COGENERATION 100 KWE + 200 KW, ST. MARIE SCHOOL, NAMUR, BELGIUM

SMART HEATING TECHNOLOGY

SMART HEATING TECHNOLOGY

SMART REFERENCE LIST I SMART SUPER MAGNUM CABIN

SMART SUPER MAGNUM CABIN 3,2 X 3 X 16 M, WITH 300 KW BIOMASS BOILER SMART, HORIZONTAL PELLETS SILO WITH MOVING FLOOR, 8000 L OF ACCUMULATION TANKS STORAGE, SET OF EXTERNAL CONVEYORS, CONNECTION WITH COGENERATION 100 KWE + 200 KW, ST. MARIE SCHOOL, NAMUR, BELGIUM





SMART HEATING TECHNOLOGY

SMART HEATING TECHNOLOGY s.r.o., U Statku 653/24, 717 00 Ostrava-Bartovice, Czech Republic, www.SmartHeating.cz

SMART HEATING TECHNOLOGY

SMART HEATING TECHNOLOGY

SMART REFERENCE LIST I SMART SUPER MAGNUM CABIN

SMART SUPER MAGNUM CABIN 3,2 X 3 X 16 M, WITH 300 KW BIOMASS BOILER SMART, HORIZONTAL PELLETS SILO WITH MOVING FLOOR, 8000 L OF ACCUMULATION TANKS STORAGE, SET OF EXTERNAL CONVEYORS, CONNECTION WITH COGENERATION 100 KWE + 200 KW, ST. MARIE SCHOOL, NAMUR, BELGIUM

SMART HEATING TECHNOLOGY

SMART HEATING TECHNOLOGY

SMART REFERENCE LIST I SMART SUPER MAGNUM CABIN

SMART SUPER MAGNUM CABIN 3,2 X 3 X 16 M, WITH 300 KW BIOMASS BOILER SMART, HORIZONTAL PELLETS SILO WITH MOVING FLOOR, 8000 L OF ACCUMULATION TANKS STORAGE, SET OF EXTERNAL CONVEYORS, CONNECTION WITH COGENERATION 100 KWE + 200 KW, ST. MARIE SCHOOL, NAMUR, BELGIUM

SMART HEATING TECHNOLOGY

SMART HEATING TECHNOLOGY s.r.o., U Statku 653/24, 717 00 Ostrava-Bartovice, Czech Republic, www.SmartHeating.cz

SMART HEATING TECHNOLOGY

SMART HEATING TECHNOLOGY

SMART REFERENCE LIST I SMART SUPER MAGNUM CABIN

SMART SUPER MAGNUM CABIN 3,2 X 3 X 16 M, WITH 300 KW BIOMASS BOILER SMART, HORIZONTAL PELLETS SILO WITH MOVING FLOOR, 8000 L OF ACCUMULATION TANKS STORAGE, SET OF EXTERNAL CONVEYORS, CONNECTION WITH COGENERATION 100 KWE + 200 KW, ST. MARIE SCHOOL, NAMUR, BELGIUM



SMART HEATING TECHNOLOGY

SMART HEATING TECHNOLOGY

SMART REFERENCE LIST I SMART SUPER MAGNUM CABIN

SMART SUPER MAGNUM CABIN 3,2 X 3 X 16 M, WITH 300 KW BIOMASS BOILER SMART, HORIZONTAL PELLETS SILO WITH MOVING FLOOR, 8000 L OF ACCUMULATION TANKS STORAGE, SET OF EXTERNAL CONVEYORS, CONNECTION WITH COGENERATION 100 KWE + 200 KW, ST. MARIE SCHOOL, NAMUR, BELGIUM

SMART HEATING TECHNOLOGY

SMART HEATING TECHNOLOGY s.r.o., U Statku 653/24, 717 00 Ostrava-Bartovice, Czech Republic, www.SmartHeating.cz

SMART HEATING TECHNOLOGY

SMART HEATING TECHNOLOGY

SMART REFERENCE LIST I SMART SUPER MAGNUM CABIN

SMART SUPER MAGNUM CABIN 3,2 X 3 X 16 M, WITH 300 KW BIOMASS BOILER SMART, HORIZONTAL PELLETS SILO WITH MOVING FLOOR, 8000 L OF ACCUMULATION TANKS STORAGE, SET OF EXTERNAL CONVEYORS, CONNECTION WITH COGENERATION 100 KWE + 200 KW, ST. MARIE SCHOOL, NAMUR, BELGIUM

SMART HEATING TECHNOLOGY

SMART HEATING TECHNOLOGY

SMART REFERENCE LIST I SMART SUPER MAGNUM CABIN

SMART SUPER MAGNUM CABIN 3,2 X 3 X 16 M, WITH 300 KW BIOMASS BOILER SMART, HORIZONTAL PELLETS SILO WITH MOVING FLOOR, 8000 L OF ACCUMULATION TANKS STORAGE, SET OF EXTERNAL CONVEYORS, CONNECTION WITH COGENERATION 100 KWE + 200 KW, ST. MARIE SCHOOL, NAMUR, BELGIUM

SMART HEATING TECHNOLOGY

SMART HEATING TECHNOLOGY s.r.o., U Statku 653/24, 717 00 Ostrava-Bartovice, Czech Republic, www.SmartHeating.cz

SMART HEATING TECHNOLOGY

SMART HEATING TECHNOLOGY

SMART REFERENCE LIST I SMART SUPER MAGNUM CABIN

SMART SUPER MAGNUM CABIN 3,2 X 3 X 16 M, WITH 300 KW BIOMASS BOILER SMART, HORIZONTAL PELLETS SILO WITH MOVING FLOOR, 8000 L OF ACCUMULATION TANKS STORAGE, SET OF EXTERNAL CONVEYORS, CONNECTION WITH COGENERATION 100 KWE + 200 KW, ST. MARIE SCHOOL, NAMUR, BELGIUM

SMART HEATING TECHNOLOGY

SMART HEATING TECHNOLOGY

SMART REFERENCE LIST I SMART MAGNUM CABIN 2 X 500 KW WITH SMART WOODCHIP/GRAIN DRYER

SPECIAL CONTAINERISED 2X 500KW BOILER ROOM, DIMENSIONS 3,2 X 3 X 15,5 M, WOODCHIP FUEL SILO LOCATED INSIDE THE ADJACENT DRYER SHED, 300 KW WOODCHIP DRYING FLOOR WITH HYDRAULIC LOADING RAMP, 200KW DRYING CONTAINER, 6 HEATING CIRCUITS; WOODCHIP/GRAIN DRYER, DRYING CONTAINER, WORKSHOP, FARMHOUSE, HOUSE AND COTTAGE, COMPLETE WITH AUTOMATIC CONTROLS AND REMOTE WEB/ICLOUD MONITORING, LOCATED, GLENFARG, PERTH, SCOTLAND

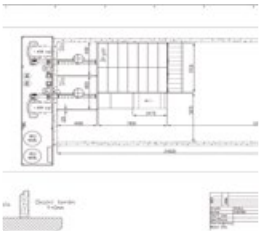
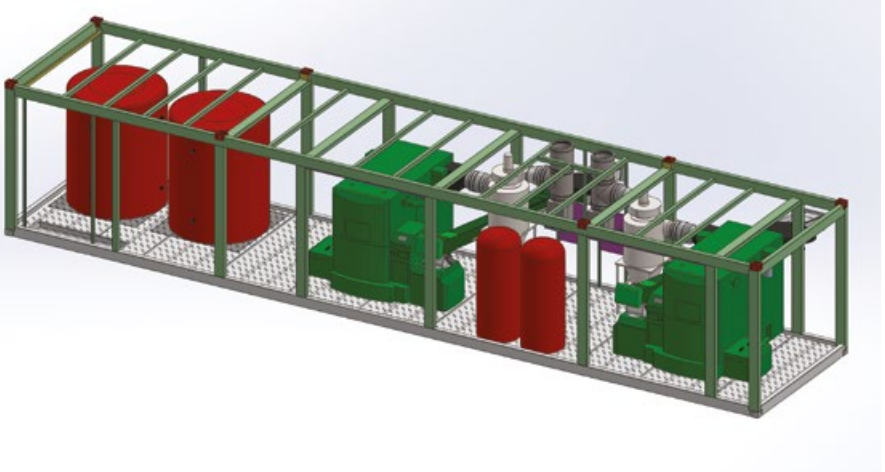

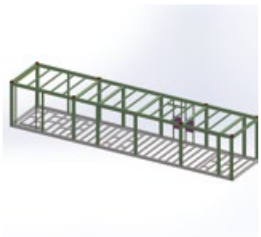



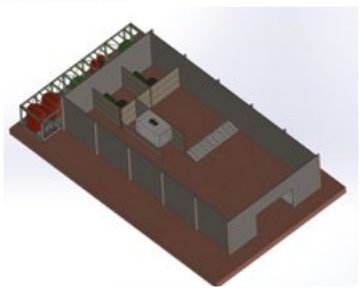

SMART HEATING TECHNOLOGY

SMART HEATING TECHNOLOGY

SMART REFERENCE LIST I SMART MAGNUM CABIN 2 X 500 KW WITH SMART WOODCHIP/GRAIN DRYER

SPECIAL CONTAINERISED 2X 500KW BOILER ROOM, DIMENSIONS 3,2 X 3 X 15,5 M, WOODCHIP FUEL SILO LOCATED INSIDE THE ADJACENT DRYER SHED, 300 KW WOODCHIP DRYING FLOOR WITH HYDRAULIC LOADING RAMP, 200KW DRYING CONTAINER, 6 HEATING CIRCUITS; WOODCHIP/GRAIN DRYER, DRYING CONTAINER, WORKSHOP, FARMHOUSE, HOUSE AND COTTAGE, COMPLETE WITH AUTOMATIC CONTROLS AND REMOTE WEB/ICLOUD MONITORING, LOCATED, GLENFARG, PERTH, SCOTLAND

SMART HEATING TECHNOLOGY

SMART HEATING TECHNOLOGY

SMART REFERENCE LIST I SMART MAGNUM CABIN 2 X 500 KW WITH SMART WOODCHIP/GRAIN DRYER

SPECIAL CONTAINERISED 2X 500KW BOILER ROOM, DIMENSIONS 3,2 X 3 X 15,5 M, WOODCHIP FUEL SILO LOCATED INSIDE THE ADJACENT DRYER SHED, 300 KW WOODCHIP DRYING FLOOR WITH HYDRAULIC LOADING RAMP, 200KW DRYING CONTAINER, 6 HEATING CIRCUITS; WOODCHIP/GRAIN DRYER, DRYING CONTAINER, WORKSHOP, FARMHOUSE, HOUSE AND COTTAGE, COMPLETE WITH AUTOMATIC CONTROLS AND REMOTE WEB/ICLOUD MONITORING, LOCATED, GLENFARG, PERTH, SCOTLAND



SMART HEATING TECHNOLOGY

SMART HEATING TECHNOLOGY s.r.o., U Statku 653/24, 717 00 Ostrava-Bartovice, Czech Republic, www.SmartHeating.cz

SMART HEATING TECHNOLOGY

SMART HEATING TECHNOLOGY

SMART REFERENCE LIST | SMART MAGNUM CABIN 2 X 500 KW WITH SMART WOODCHIP/GRAIN DRYER

SPECIAL CONTAINERISED 2X 500KW BOILER ROOM, DIMENSIONS 3,2 X 3 X 15,5 M, WOODCHIP FUEL SILO LOCATED INSIDE THE ADJACENT DRYER SHED, 300 KW WOODCHIP DRYING FLOOR WITH HYDRAULIC LOADING RAMP, 200KW DRYING CONTAINER, 6 HEATING CIRCUITS; WOODCHIP/GRAIN DRYER, DRYING CONTAINER, WORKSHOP, FARMHOUSE, HOUSE AND COTTAGE, COMPLETE WITH AUTOMATIC CONTROLS AND REMOTE WEB/ICLOUD MONITORING, LOCATED, GLENFARG, PERTH, SCOTLAND

SMART HEATING TECHNOLOGY

SMART HEATING TECHNOLOGY

SMART REFERENCE LIST | SMART MAGNUM CABIN 2 X 500 KW WITH SMART WOODCHIP/GRAIN DRYER

SPECIAL CONTAINERISED 2X 500KW BOILER ROOM, DIMENSIONS 3,2 X 3 X 15,5 M, WOODCHIP FUEL SILO LOCATED INSIDE THE ADJACENT DRYER SHED, 300 KW WOODCHIP DRYING FLOOR WITH HYDRAULIC LOADING RAMP, 200KW DRYING CONTAINER, 6 HEATING CIRCUITS; WOODCHIP/GRAIN DRYER, DRYING CONTAINER, WORKSHOP, FARMHOUSE, HOUSE AND COTTAGE, COMPLETE WITH AUTOMATIC CONTROLS AND REMOTE WEB/ICLOUD MONITORING, LOCATED, GLENFARG, PERTH, SCOTLAND

SMART HEATING TECHNOLOGY

SMART HEATING TECHNOLOGY s.r.o., U Statku 653/24, 717 00 Ostrava-Bartovice, Czech Republic, www.SmartHeating.cz

SMART HEATING TECHNOLOGY

SMART HEATING TECHNOLOGY

SMART REFERENCE LIST | SMART MAGNUM CABIN 1 000 KW

MULTI-FUEL SILO DESIGN WITH 2 X HYDRAULIC ROOFS
2 X 500 KW CASCADE INSTALLATION, 2 X 4000 L ACCUMULATION TANKS
GRAIN DRYING PLANT, LAURENCEKIRK, SCOTLAND



SMART HEATING TECHNOLOGY

SMART HEATING TECHNOLOGY

SMART REFERENCE LIST | SMART MAGNUM CABIN 1 000 KW

MULTI-FUEL SILO DESIGN WITH 2 X HYDRAULIC ROOFS
2 X 500 KW CASCADE INSTALLATION, 2 X 4000 L ACCUMULATION TANKS
GRAIN DRYING PLANT, LAURENCEKIRK, SCOTLAND



SMART HEATING TECHNOLOGY

SMART HEATING TECHNOLOGY s.r.o., U Statku 653/24, 717 00 Ostrava-Bartovice, Czech Republic, www.SmartHeating.cz

SMART **HEATING** TECHNOLOGY

SMART HEATING TECHNOLOGY

SMART REFERENCE LIST I SMART MAGNUM CABIN 1 250 KW

WITH CONTAINERIZED MULTI–FUEL SILO WITH HYDRAULIC ROOF AND MOVING FLOOR
STORA SEGERSTAD COLLEGE, SWEDEN

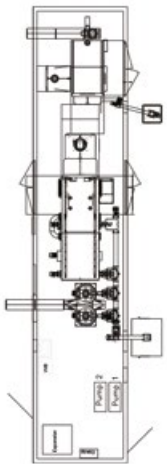



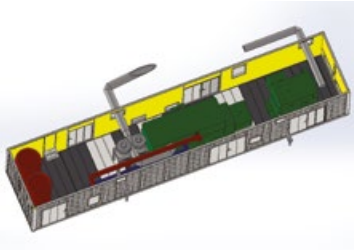

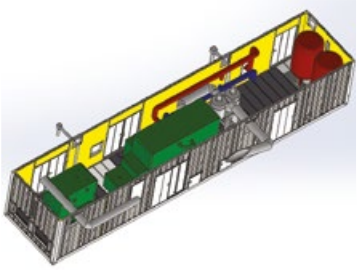

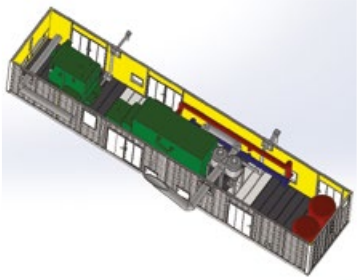

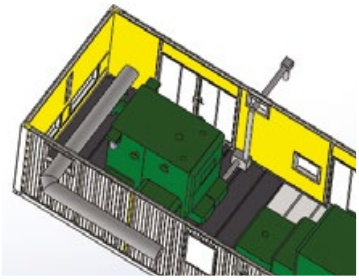

SMART **HEATING** TECHNOLOGY

SMART HEATING TECHNOLOGY

SMART REFERENCE LIST I SMART MAGNUM CABIN 1 250 KW

WITH CONTAINERIZED MULTI–FUEL SILO WITH HYDRAULIC ROOF AND MOVING FLOOR
STORA SEGERSTAD COLLEGE, SWEDEN

SMART **HEATING** TECHNOLOGY

SMART HEATING TECHNOLOGY s.r.o., U Statku 653/24, 717 00 Ostrava-Bartovice, Czech Republic, www.SmartHeating.cz

SMART HEATING TECHNOLOGY

SMART HEATING TECHNOLOGY

SMART REFERENCE LIST | SMART MAGNUM CABIN 1 250 KW

WITH CONTAINERIZED MULTI–FUEL SILO WITH HYDRAULIC ROOF AND MOVING FLOOR
STORA SEGERSTAD COLLEGE, SWEDEN

SMART HEATING TECHNOLOGY

SMART HEATING TECHNOLOGY

SMART REFERENCE LIST | SMART MAGNUM CABIN 1 250 KW

WITH CONTAINERIZED MULTI–FUEL SILO WITH HYDRAULIC ROOF AND MOVING FLOOR
STORA SEGERSTAD COLLEGE, SWEDEN

SMART HEATING TECHNOLOGY

SMART HEATING TECHNOLOGY s.r.o., U Statku 653/24, 717 00 Ostrava-Bartovice, Czech Republic, www.SmartHeating.cz

SMART HEATING TECHNOLOGY

SMART HEATING TECHNOLOGY

SMART REFERENCE LIST | SMART MAGNUM CABIN 2000 KW

WITH HORIZONTAL WOOD PELLETS SILO 100 M³

SMART HEATING TECHNOLOGY

SMART HEATING TECHNOLOGY

SMART REFERENCE LIST | SMART MAGNUM CABIN 2000 KW

WITH HORIZONTAL WOOD PELLETS SILO 100 M³

SMART HEATING TECHNOLOGY

SMART HEATING TECHNOLOGY s.r.o., U Statku 653/24, 717 00 Ostrava-Bartovice, Czech Republic, www.SmartHeating.cz

SMART HEATING TECHNOLOGY
South America

COMO TRABAJAMOS CON NUESTROS CLIENTES
Smart Heating Technology s.r.o.

1. Evaluamos la situación actual
2. Proponemos las mejores soluciones técnicas
3. Calculamos los costos y la amortización
4. Fabricación a medida
5. Entrega e instalación
6. Monitorizamos la instalación 24/7
7. Mantenimientos periódicos
8. Suministramos combustible

Analizamos sus necesidades de forma detallada

Fabricamos a medida bajo demanda

Nos preocupamos por nuestros clientes

SMART HEATING TECHNOLOGY s.r.o.
U Statku 653/24, 717 00 Ostrava-Bartovice
República Checa
www.SmartHeating.cz

Para más información técnica y precios, contacte con nuestro departamento comercial:
Tel.: +420 777 960 560
+420 734 751 655
+420 777 258 481
Email: Sales@SmartHeating.cz
Info@SmartHeating.cz

Jan Sabo
Director de Ventas LATAM
Mobile: +56 9 9383 5134
Chile@SmartHeating.cz

Instalador Autorizado: