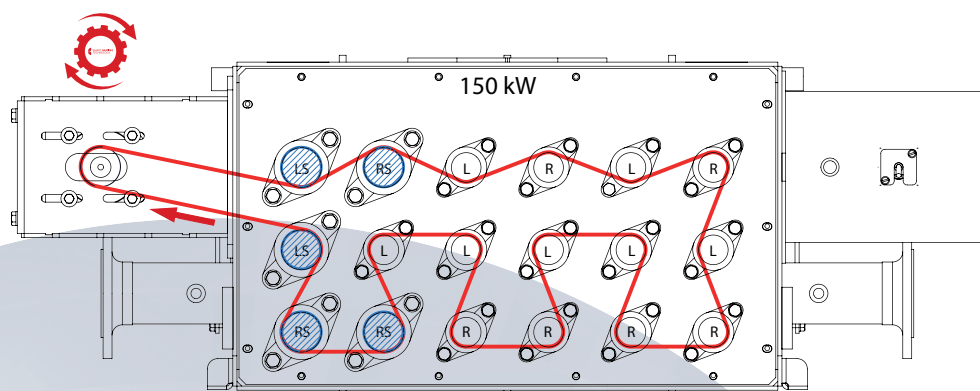


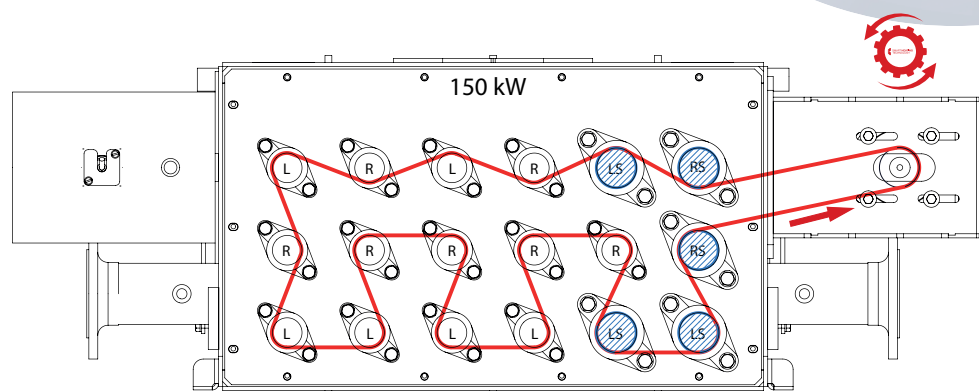
SMART 150 kW



LEFT SIDED ENGINE

Turbolator	Quantity	Catalog No.
R (right)	6	CX150016012000
L (left)	7	CX150016013000
RS (right strong)	3	CX150016014000
LS (left strong)	2	CX150016015000

Chain	Quantity	Catalog No.
Chain Length	3 679 mm	
Chain Type	12B-1	MDT00020
Chain Connector Type	12B-1	MDT00021

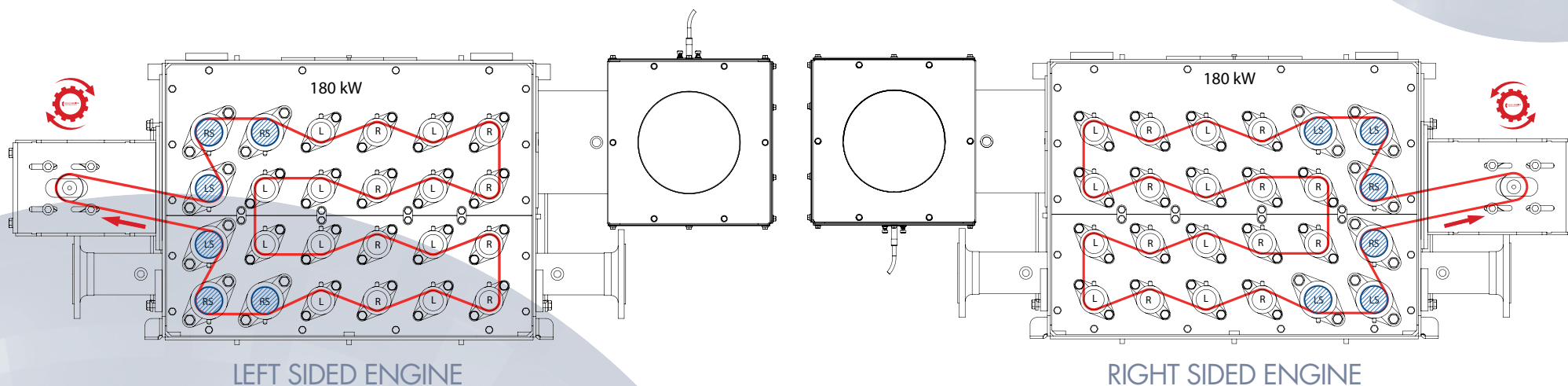


RIGHT SIDED ENGINE

Turbolator	Quantity	Catalog No.
R (right)	7	CX150016012000
L (left)	6	CX150016013000
RS (right strong)	2	CX150016014000
LS (left strong)	3	CX150016015000

Chain	Quantity	Catalog No.
Chain Length	3 679 mm	
Chain Type	12B-1	MDT00020
Chain Connector Type	12B-1	MDT00021

SMART 180 kW



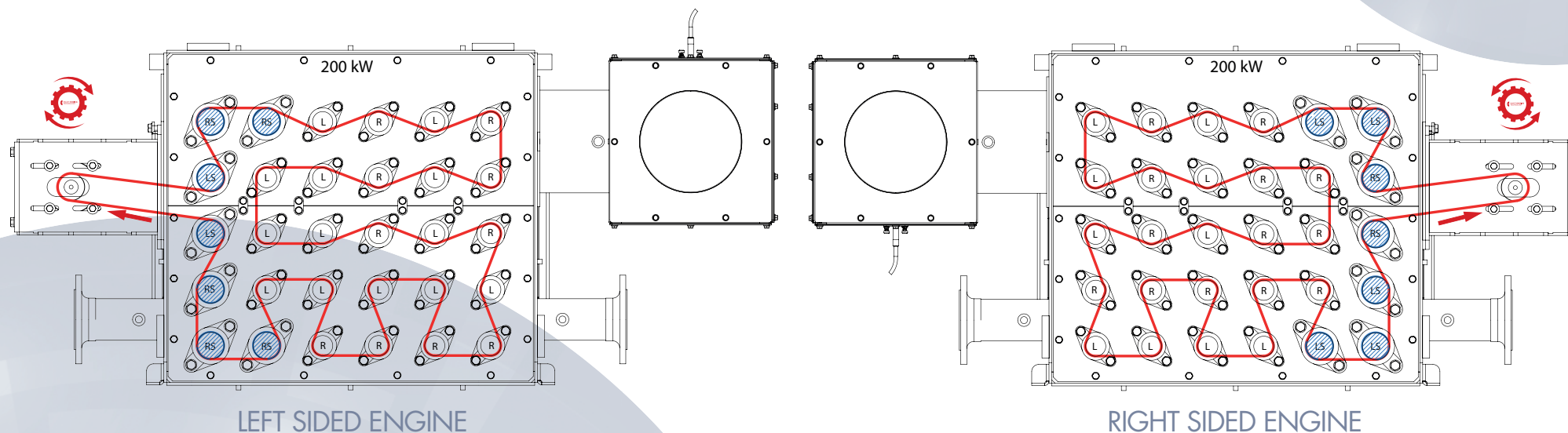
Turbolator	Quantity	Catalog No.
R (right)	8	CX150016012000
L (left)	10	CX150016013000
RS (right strong)	4	CX150016014000
LS (left strong)	2	CX150016015000

Chain	Quantity	Catalog No.
Chain Length	4 373 mm	
Chain Type	12B-1	MDT00020
Chain Connector Type	12B-1	MDT00021

Turbolator	Quantity	Catalog No.
R (right)	10	CX150016012000
L (left)	8	CX150016013000
RS (right strong)	2	CX150016014000
LS (left strong)	4	CX150016015000

Chain	Quantity	Catalog No.
Chain Length	4 373 mm	
Chain Type	12B-1	MDT00020
Chain Connector Type	12B-1	MDT00021

SMART 200 kW



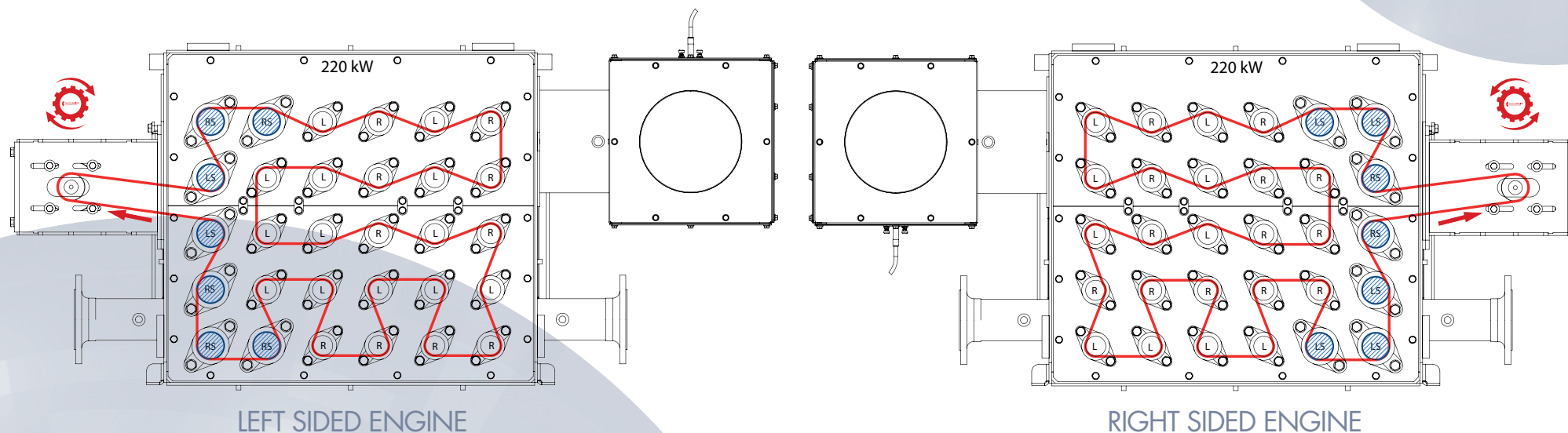
Turbolator	Quantity	Catalog No.
R (right)	10	CX150016012000
L (left)	13	CX150016013000
RS (right strong)	5	CX150016014000
LS (left strong)	2	CX150016015000

Chain	Quantity	Catalog No.
Chain Length	5 609 mm	
Chain Type	12B-1	MDT00020
Chain Connector Type	12B-1	MDT00021

Turbolator	Quantity	Catalog No.
R (right)	13	CX150016012000
L (left)	10	CX150016013000
RS (right strong)	2	CX150016014000
LS (left strong)	5	CX150016015000

Chain	Quantity	Catalog No.
Chain Length	5 609 mm	
Chain Type	12B-1	MDT00020
Chain Connector Type	12B-1	MDT00021

SMART 220 kW



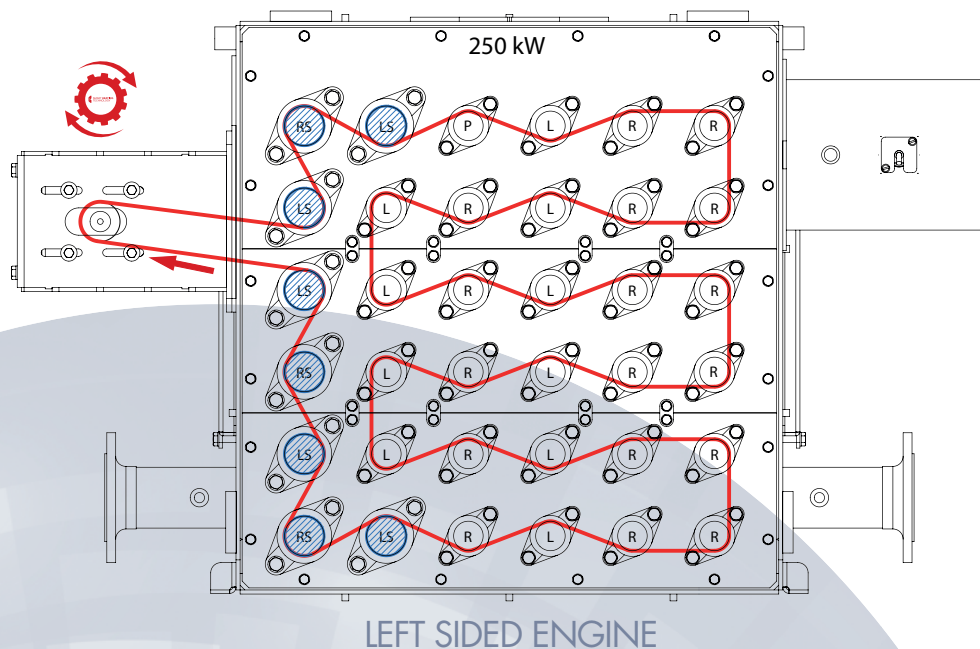
Turbolator	Quantity	Catalog No.
R (right)	10	CX150016012000
L (left)	13	CX150016013000
RS (right strong)	5	CX150016014000
LS (left strong)	2	CX150016015000

Chain	Quantity	Catalog No.
Chain Length	5 609 mm	
Chain Type	12B-1	MDT00020
Chain Connector Type	12B-1	MDT00021

Turbolator	Quantity	Catalog No.
R (right)	13	CX150016012000
L (left)	10	CX150016013000
RS (right strong)	2	CX150016014000
LS (left strong)	5	CX150016015000

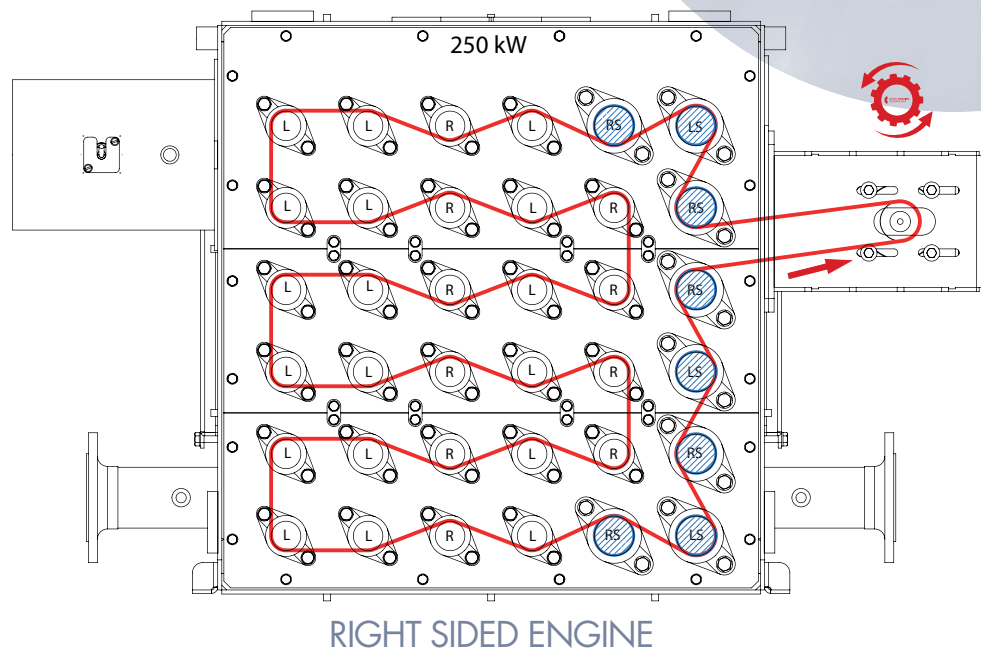
Chain	Quantity	Catalog No.
Chain Length	5 609 mm	
Chain Type	12B-1	MDT00020
Chain Connector Type	12B-1	MDT00021

SMART 250 kW



Turbolator	Quantity	Catalog No.
R (right)	18	CX150016012000
L (left)	10	CX150016013000
RS (right strong)	3	CX150016014000
LS (left strong)	5	CX150016015000

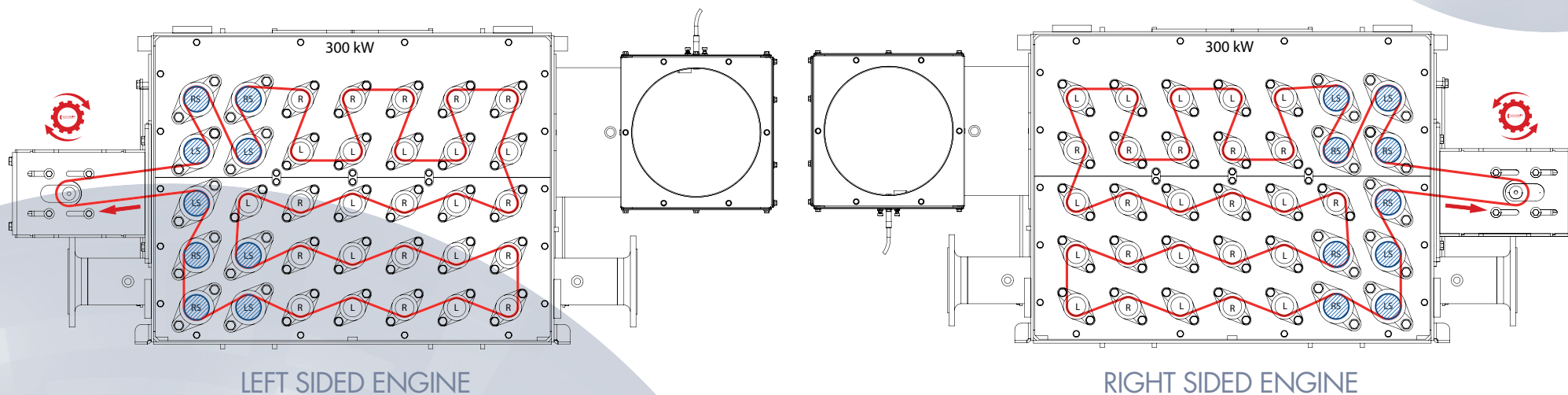
Chain	Quantity	Catalog No.
Chain Length	6 254 mm	
Chain Type	12B-1	MDT00020
Chain Connector Type	12B-1	MDT00021



Turbolator	Quantity	Catalog No.
R (right)	10	CX150016012000
L (left)	18	CX150016013000
RS (right strong)	5	CX150016014000
LS (left strong)	3	CX150016015000

Chain	Quantity	Catalog No.
Chain Length	6 254 mm	
Chain Type	12B-1	MDT00020
Chain Connector Type	12B-1	MDT00021

SMART 300 kW



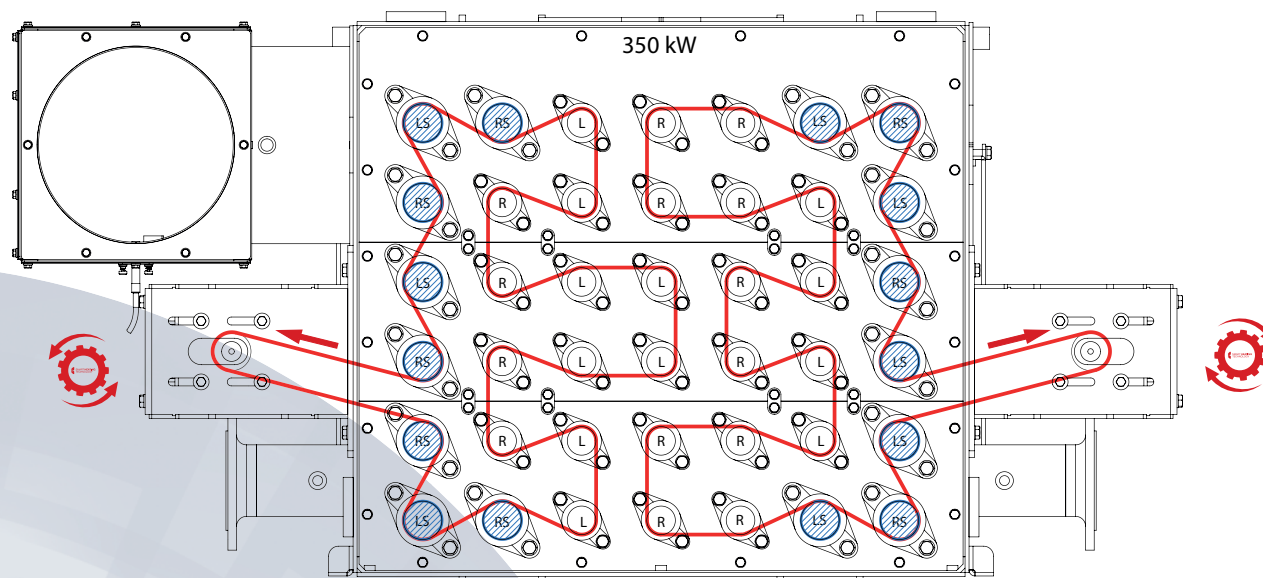
Turbolator	Quantity	Catalog No.
R (right)	14	CX300016012000
L (left)	12	CX300016013000
RS (right strong)	4	CX300016014000
LS (left strong)	5	CX300016015000

Chain	Quantity	Catalog No.
Chain Length	6 636 mm	
Chain Type	12B-1	MDT00020
Chain Connector Type	12B-1	MDT00021

Turbolator	Quantity	Catalog No.
R (right)	12	CX300016012000
L (left)	14	CX300016013000
RS (right strong)	5	CX300016014000
LS (left strong)	4	CX300016015000

Chain	Quantity	Catalog No.
Chain Length	6 636 mm	
Chain Type	12B-1	MDT00020
Chain Connector Type	12B-1	MDT00021

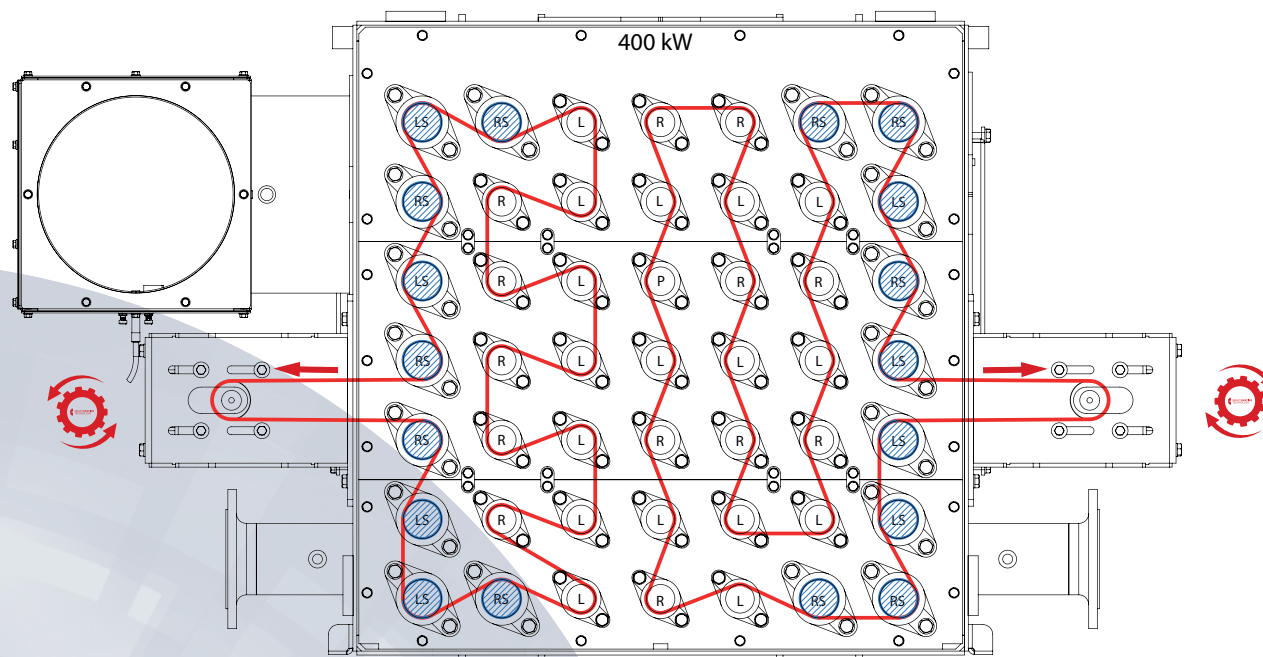
SMART 350 kW



Turbolator	Quantity	Catalog No.
R (right)	14	CX300016012000
L (left)	12	CX300016013000
RS (right strong)	8	CX300016014000
LS (left strong)	8	CX300016015000

Chain	Quantity	Catalog No.
Chain Length	4 060 mm and 4 300 mm	
Chain Type	12B-1	MDT00020
Chain Connector Type	12B-1	MDT00021

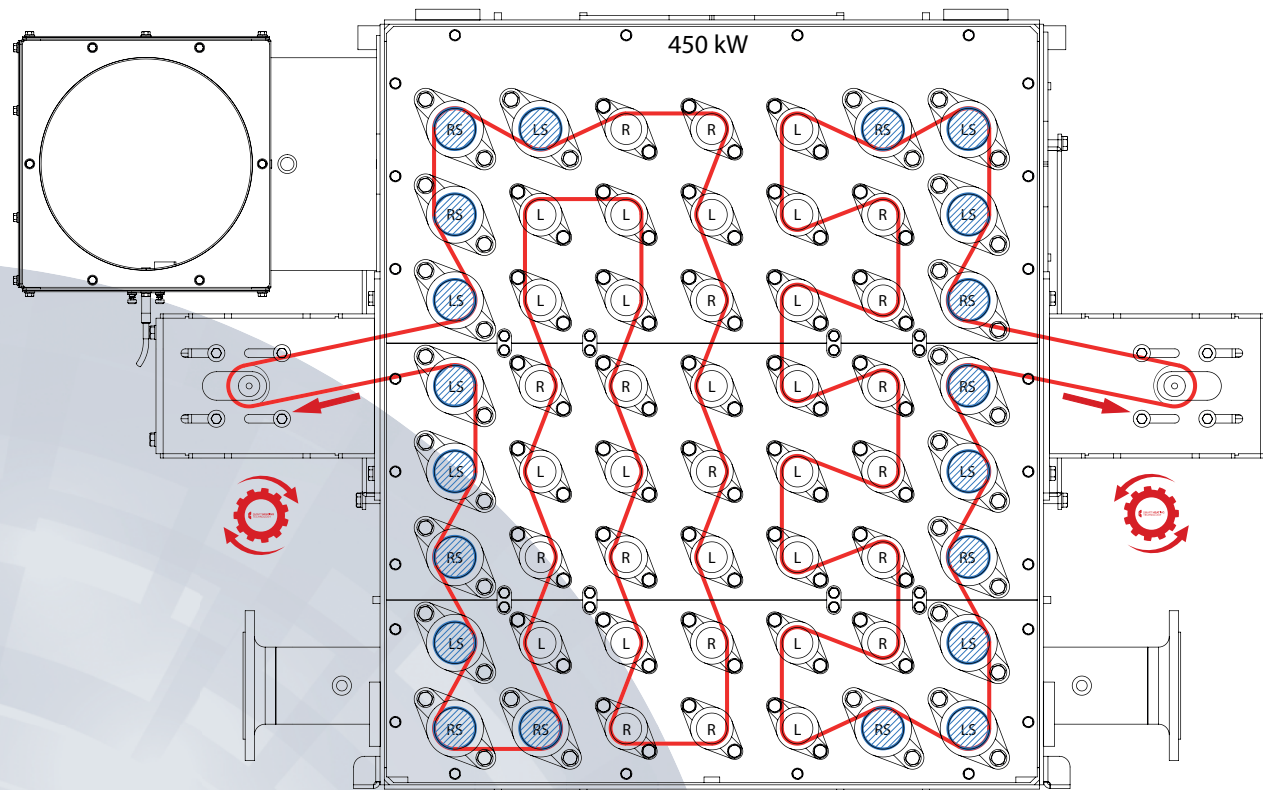
SMART 400 kW



Turbolator	Quantity	Catalog No.
R (right)	14	CX300016012000
L (left)	17	CX300016013000
RS (right strong)	10	CX300016014000
LS (left strong)	8	CX300016015000

Chain	Quantity	Catalog No.
Chain Length	4 441 mm and 5 021 mm	
Chain Type	12B-1	MDT00020
Chain Connector Type	12B-1	MDT00021

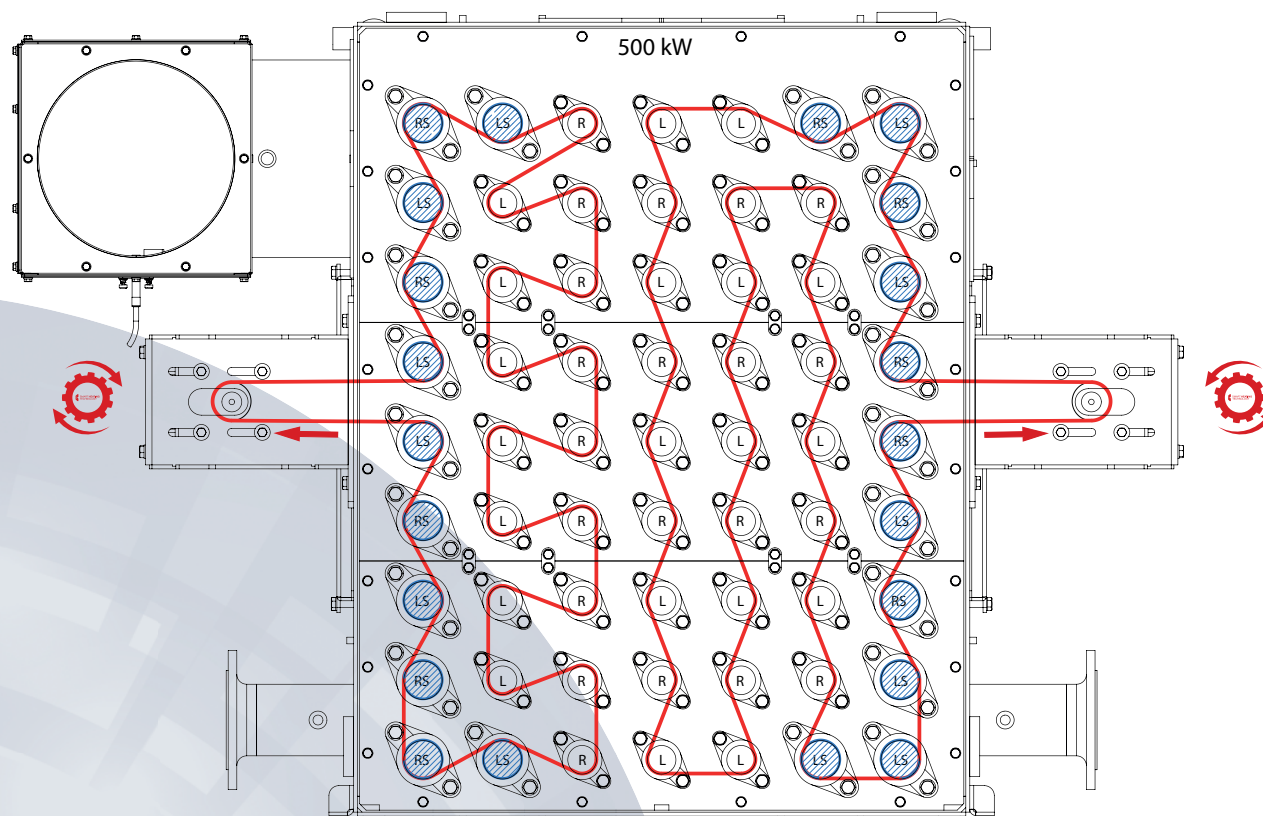
SMART 450 kW



Turbolator	Quantity	Catalog No.
R (right)	17	CX300016012000
L (left)	19	CX300016013000
RS (right strong)	10	CX300016014000
LS (left strong)	10	CX300016015000

Chain	Quantity	Catalog No.
Chain Length	5 050 mm and 4 820 mm	
Chain Type	12B-1	MDT00020
Chain Connector Type	12B-1	MDT00021

SMART 500 kW



Turbolator	Quantity	Catalog No.
R (right)	21	CX300016012000
L (left)	20	CX300016013000
RS (right strong)	10	CX300016014000
LS (left strong)	12	CX300016015000

Chain	Quantity	Catalog No.
Chain Length	5 488 mm and 6 172 mm	
Chain Type	12B-1	MDT00020
Chain Connector Type	12B-1	MDT00021